







### 1.3.2




TITLE OF THE PRACTICE	OBJECTIVE OF THE PRACTICE	THE CONTENT	THE PRACTICE	EVIDENCE OF SUCCESS	PROBLEMS IN ENCOUNTERED AND RESOURCES REQUIRED	NOTES (OPTIONAL)
1 SAMARPAN	TO GIVE FREE EDUCATION TO THE NEEDY AND BPL CHILDREN FOR THE DEVELOPMENT OF SOCIETY	P VILLAGE DHANOR A , SHANTI NAGAR DURG (C.G) LACE (NO OF STUDENTS-6)			TO FACILITATING FINANCIALLY WEAK CHILDREN	<b>GROUP –</b> VEENA, ANJALI DHARANI, AARYA , RAVEENA , AAYASHA
2	TO HELP CHILDREN DEALING WITH PSYCHOLOGICAL PROBLEMS	SUBHASH NAGR ,NEAR BAMLESH WARI TEMPLE, KHURSIPAR BHILAI			TO DEVELOP AND IMPROVE SOCIAL NEEDS BY CARING AND CURING PROBLEMS OF THE CHILDREN -	<b>GROUP –</b> BHAVANA PATEL, SOMA GHOSHAL
3	TO DEVELOP AND IMPROVE SOCIAL NEEDS BY CARING AND CURING PROBLEMS OF THE CHILDREN	KHURSIPAR)			TO DEVELOP AND IMPROVE SOCIAL NEEDS BY CARING AND CURING PROBLEMS OF THE CHILDREN -	<b>GROUP-</b> GARIMA CHUNDRA , SARON ,DEVIKA, DEEPA



4	TO GIVE FREE EDUCATION TO THE NEEDY AND BPL CHILDREN FOR THE DEVELOPMENT OF SOCIETY	BAPU NAGAR, NEAR HOLY CARE PUBLIC SCHOOL , KHURSHI PAR, DURG.			TO DEVELOP AND IMPROVE SOCIAL NEEDS BY CARING AND CURING PROBLEMS OF THE CHILDREN -	<b>GROUP-</b> SANJANAR PAJAPATI, ALEESHA YOGITA SAHU, SHWETA BHATT, NIKHAT
5	TO DEVELOP AND IMPROVE SOCIAL NEEDS BY CARING AND CURING PROBLEMS OF THE CHILDREN	TIRTURDI HI DURG (C.G)			TO DEVELOP AND IMPROVE SOCIAL NEEDS BY CARING AND CURING PROBLEMS OF THE CHILDREN	<b>GROUP-</b> CHANDRKRAN, KAVITA, ANURADHA G
6	TO GIVE FREE EDUCATION TO THE NEEDY AND BPL CHILDREN FOR THE DEVELOPMENT OF SOCIETY	KASARIDHI, DURG (C.G)			TO DEVELOP AND IMPROVE SOCIAL NEEDS BY CARING AND CURING PROBLEMS OF THE CHILDREN	<b>GROUP-</b> NUTAN RAJPUT , HEMLATA
7	TO DEVELOP AND IMPROVE SOCIAL NEEDS BY CARING AND CURING PROBLEMS OF THE CHILDREN	JABALPUR (M.P)			TO DEVELOP AND IMPROVE SOCIAL NEEDS BY CARING AND CURING PROBLEMS OF THE CHILDREN	<b>NEELAM PATEL</b>

8	TO DEVELOP AND IMPROVE SOCIAL NEEDS BY CARING AND CURING PROBLEMS OF THE CHILDREN	RISALI, BHILAI			TO DEVELOP AND IMPROVE SOCIAL NEEDS BY CARING AND CURING PROBLEMS OF THE CHILDREN	<b>GROUP-</b> MANISHA PRAJAPATI  NAVNEET A SAHU, GIRIJA, TRIPTI THAKHUR
9	TO GIVE FREE EDUCATION TO THE NEEDY AND BPL CHILDREN FOR THE DEVELOPMENT OF SOCIETY	JORATOR AI(R) , GUNDER DEHI BALOD (C.G)			TO DEVELOP AND IMPROVE SOCIAL NEEDS BY CARING AND CURING PROBLEMS OF THE CHILDREN	DIVYA SAHU
10	TO GIVE FREE EDUCATION TO THE NEEDY AND BPL CHILDREN FOR THE DEVELOPMENT OF SOCIETY	BHILAI SECTOR - 2			TO DEVELOP AND IMPROVE SOCIAL NEEDS BY CARING AND CURING PROBLEMS OF THE CHILDREN	POOJA YADAV

11	TO GIVE FREE EDUCATION TO THE NEEDY AND BPL CHILDREN FOR THE DEVELOPMENT OF SOCIETY	BHILAI SECTOR-5			TO DEVELOP AND IMPROVE SOCIAL NEEDS BY CARING AND CURING PROBLEMS OF THE CHILDREN	<b>GROUP-</b> RANU SAHU, PINKY VERMA, SANGEETA SAHU, MAHESH WARI SAHU , NIDHI PAL, RANI JOSHI, JYOTI SHARAM , MAYA MANDLE, VANDNA DEVANGA N , AMISHA , PITTU .BHAGYAL AXMI, MANISHA WARTE
12	TO DEVELOP AND IMPROVE SOCIAL NEEDS BY CARING AND CURING PROBLEMS OF THE CHILDREN	LATABOD, BALOD			TO DEVELOP AND IMPROVE SOCIAL NEEDS BY CARING AND CURING PROBLEMS OF THE CHILDREN	<b>GROUP-</b> KONIKA SAHU, MEENAKSHI SAHU,



13	TO DEVELOP AND IMPROVE SOCIAL NEEDS BY CARING AND CURING PROBLEMS OF THE CHILDREN	JHALMAL A , BALOD			TO DEVELOP AND IMPROVE SOCIAL NEEDS BY CARING AND CURING PROBLEMS OF THE CHILDREN	<b>GROUP-</b> JEETESHWARI, BHUNESH WARI
14	TO DEVELOP AND IMPROVE SOCIAL NEEDS BY CARING AND CURING PROBLEMS OF THE CHILDREN	KATULBO ARD, DURG			TO DEVELOP AND IMPROVE SOCIAL NEEDS BY CARING AND CURING PROBLEMS OF THE CHILDREN	<b>GROUP-</b> POORNIMA PAINKAR, REWATI SAHU , VARSHA VASHNAW
15	TO GIVE FREE EDUCATION TO THE NEEDY AND BPL CHILDREN FOR THE DEVELOPMENT OF SOCIETY	CAMP-2			TO DEVELOP AND IMPROVE SOCIAL NEEDS BY CARING AND CURING PROBLEMS OF THE CHILDREN	<b>GROUP-</b> ANNUPURNA , POOJA SONI , RAJANI YADAV, NIGAR, TRIVENI MARAI

16	TO DEVELOP AND IMPROVE SOCIAL NEEDS BY CARING AND CURING PROBLEMS OF THE CHILDREN	BHIL;AI SECTOR-5			TO DEVELOP AND IMPROVE SOCIAL NEEDS BY CARING AND CURING PROBLEMS OF THE CHILDREN	<b>GROUP-</b> RANU SAHU, PINKY VERMA, SANGEETA SAHU, MAHESH WARI SAHU , NIDHI PAL, RANI JOSHI, JYOTI SHARAM , MAYA MANDLE, VANDNA DEVANGA N , AMISHA , PITTU .BHAGYAL AXMI, MANISHA WARTE
	TO DEVELOP AND IMPROVE SOCIAL NEEDS BY CARING AND CURING PROBLEMS OF THE CHILDREN	HUDCO32 BANGLA.			TO DEVELOP AND IMPROVE SOCIAL NEEDS BY CARING AND CURING PROBLEMS OF THE CHILDREN	<b>GROUP-</b> KHOOSHB U SAHU, RESHMEE MANDAVI, RASHMI CHANDRA KAR , SUREKHA NAYAK, VANDNA DARRO

**BHILAI MAHILA MAHAVIDYALAYA**

**Hospital Sector, Bhilai**



**Session:-2022-2023**

## **Samarpan File**

**PLACE - SECTOR - 05, BHILAI**

**PRINCIPAL - DR. SANDHYA MADAN MOHAN**

**Guided By :-**

**Dr. Mohana Sushant Pandit**

**(H.O.D.)**

**Mrs. Hemlata Sidar**

**Mrs. K. Bhavana**

**Mrs. Nazneen Baig**

**Mrs. Asha Arya**

**Mrs. Kakoli Singha**

**Submitted By:-**

**Pooja Verma - 51**

**Amisha Parmar - 03**

**Bhagyashri Nagraj -**

**Gitika Sahu - 23**

**Khushboo Sahu - 31**

**Vandana - 85**

**Pittu Bhagyaakshmi**

**Nidhi Pal - 42**

**B.ED 3<sup>RD</sup> Semester**

2022-23

समर्पण एसोसिएशन  
Samarpan Association

1-2-2022



नाम - गारिमा चौधरी  
पद - अध्यक्ष  
उम्र - बी.एड. 34  
पि.

(अध्यक्ष)



नाम - हेमलता चव्हाण  
पद - उपाध्यक्ष  
उम्र - बी.एड. 34

(उपाध्यक्ष)



नाम - कीर्ति जाधव  
पद - कोषाध्यक्ष  
उम्र - बी.एड. 34

(कोषाध्यक्ष)



समिति

2022-23

Page No.

Date

2-7-2022

Name of Students	Place / Area
वीणा (88), अंजली (92), चार्या (91) चारिणी (95), चार्या (90), रतिना (83)	ग्राम - चनेरा, वांति नगर, दुर्ग (छ.ग.)
आवना पटेल (98), योगा सोमाल (74)	श्री Subhash Nagar, near Ramleshwar Temple, Khunsipar Bhilai
Poonama Chandna (90) Bharon (89), Devika (94) Deepa (93)	Khunsipar
Srusita Sandhya (88)	Khunsipar
Sanjana Prajapati (100) Sonali Sahu (73) Alecsha (56) Yogita Sahu (102) Shweta Bhatt (73) Nikhil (45) Anshita Soni (95) Bhish (47)	Titwadihi dung (C.G.)
Group Chandna Kisan (12) Konika (30) Annu Sachar (6)	

Sl. No.	Name of Student	Place / Area
15	मीमा ठाकुर	मोहला
16	Dhruvika PK and group	बुद्धाग्राम
17	Deepthi Bhatnagar	औंगनवाड़ी क आ कांठा मिनाई
18	Disha Shukla	औंगनवाड़ी
19	Narmada Patel	औंगनवाड़ी
20	Shashika (Bhatnagar)	किशोरी पब्लिक स्कूल
21	(Amrita Ph. Kish)	बवमारिया जुनवानी
22	Harita, Narmada	लक्ष्मी नगर, बुधैला
23	Pooch Nigam	बकुला आश्रमनाथ बुनीयालय
24	Tripti Rajput	प. जीवहवलाल नेहरू गांधी विद्यालय
25	Neha Khambare	बुधैला शाळा मिनाई - 3
26	M. Bhara & group	लक्ष्मी नगर, मिनाई
27	Shruti Bhara & group	Street No - 36
28	Dulal Singh	Sector - 10
29	Dulal Singh	बुधैला, मिनाई
30	Dulal Singh	Principal
31	Dulal Singh	Principal

Principal  
 H.O.D.  
 Education Dept.

Principal  
 Bhilai Mahila Mahavidyalaya





Roll No.

Date \_\_\_\_\_

## समर्पण

प्रस्तावना :-

मिलाई महिला महाविद्यालय, हॉस्पिटल सेक्टर-09, मिलाई नगर के शिक्षा विभाग बी. एड की तरफ से सामाजिक कार्यक्रम किया जाता है जिसका नाम "समर्पण" है। इस कार्यक्रम की प्रेरक प्रीमती डॉ. मोहना सुखान्त पंडित (M.O.D.) मैम जी हैं।

समर्पण वह कार्यक्रम है जिसमें असहाय, निरक्षर, निर्धन लोगों की सहायता व मुफ्त शिक्षा वितरण का कार्य किया जाता है। निरक्षरता को हटाकर साक्षरता लाना, लोगों को शिक्षा से अवगत कराना, बच्चों को शिक्षा के प्रति प्रेरित करना इस कार्यक्रम का प्रमुख उद्देश्य है।

समर्पण कार्यक्रम का विवरण :-

स्थान - सड़क नं. - 15, सेक्टर - 05, मिलाई

दिनांक - 14/

कक्षा - पहली से आठवी तक

विषय - सभी विषय

समय - शाम 04:00 बजे से 06:00 बजे



Roll No.

निष्कर्ष :-

उपयुक्त समर्पण कार्यक्रम के दौरान यह निष्कर्ष निकला है कि हमारे समर्पण समूह एवं सभी बच्चों को समर्पण कार्यक्रम में भाग लेकर अत्यंत आनंद एवं खुश की अनुभूति हुई।

बच्चों की इच्छानुसार खेल व प्रतियोगिता तथा जॉच परीक्षा का आयोजन किया गया, जिसमें हमने बच्चों को पुरस्कार देकर अच्छा प्रदर्शन बढ़ाया तथा उन्हें पढ़ने के लिये प्रोत्साहित भी किया।

हमने इस समर्पण कार्य के दौरान बच्चों को शिक्षा के प्रति प्रेरित किया एवं शिक्षा के लाभों से बच्चों को अवगत कराया तथा जागरूकता का कार्य किया।

Roll No. \_\_\_\_\_

Date \_\_\_\_\_

वर्णन :-

हम भिलाई महिला महाविद्यालय की छात्राओं ने समर्पण कार्यक्रम के तहत जनरलमन्द बच्चों के घर जाकर निम्नलिखित शिक्षण समर्पण भाग से भाग में प्रारम्भ कर 15 दिनों तक जारी रखा, जहाँ हमारे समर्पण समूह ने बच्चों को स्कूत्रित कर एक साथ शिक्षा प्रदान की तथा उन्हें ड्रॉइंग, पेंटिंग, कविता, कहानी, संगीत, खेल आदि क्रियाकलाप भी कराये।

प्रेरक

श्रीमती डॉ. मोहना खुशान्त पंडित (M.O.D.) मैम

समर्पण कार्यक्रम हमारे समूह के द्वारा 2022 से प्रारम्भ किया गया था, जिसका मुख्य उद्देश्य शिक्षा दान, साक्षरता से लोगों को अवगत कराना तथा लोगों की सहायता करना है।

समर्पण कार्यक्रम के दौरान उपस्थित सभी बच्चों हमारे द्वारा दिए गए शिक्षण को उत्सुकता व जिज्ञासा से ग्रहण करते थे, जिसके कारण हम सभी को कभी पढ़ने में उत्सुकता रहती थी। हमारे समर्पण समूह द्वारा कक्षा से कक्षा तक के बच्चों को शिक्षण कराया गया।



# BHILAI MAHILA MAHAVIDYALAYA

HOSPITAL SECTOR, BHILAI NAGAR (C.G.) 490 009

(Managed by Bhilai Education Trust)

(Affiliated to Hemchand Yadav Vishwavidyalaya, Durg)

Recognized Under Section 2(f) and 12(B) of the UGC Act 1956

NAAC Accredited with B'Grade

Ph. : 0788-2242699

0788-2242078

website : www.bmmbhilai.com

Email : bmmprnci19@gmail.com

bmahila@rediffmail.com

No. BMM / 2022 / 328 (A)

Date : 02.07.2022

## बी.एड विभाग समर्पण (मिनिट्स ऑफ मीटिंग्स)

निर्देश समर्पण कार्य हेतु -

- परमिशन लैटर बी.एड प्रशिक्षु को बी.एड विभाग से प्राप्त होगा जिसकी एक प्रति वे स्वयं रखे।
- बी.एड प्रशिक्षु को पार्षद, सरपंच, हेड मास्टर, आदि की लैटर हेड में परमिशन लेना है, जिसमें उनका स्वयं का नाम होना चाहिये और उसमें सील व हस्ताक्षर होना अनिवार्य है।
- वे हस्ताक्षर वाले अपनी प्रतिदिन की उपस्थिति दर्ज करे।
- जहाँ वे पढ़ाने जा रहे हैं वहाँ के विद्यार्थियों का उपस्थिति लेना है।
- वे जिन विद्यार्थियों को पढ़ाने वाले हो, उनका पाठ्यक्रम बना कर देना है।
- जीयो टैग और नार्मल फोटो, समर्पण बैनर के साथ लेना है।
- विद्यार्थियों से आउटकम लिखवाना है।
- वे स्वयं का भी आउटकम देगे।
- विद्यार्थियों के अभिभावक का भी आउटकम लेना है।
- उपरोक्त दस्तावेज़ के सहित समर्पण का फाइल बी.एड विभाग में नियत तिथि तक जमा करना अनिवार्य है।

*Onagging*  
02-07-2022  
समन्वयक

नाजनीन बेग  
भिलाई महिला  
महविद्यालय

*ncur*  
02/07/2022  
विभागाध्यक्ष

डॉ मोहना सुशान्त पंडित  
भिलाई महिला  
महविद्यालय

*ncur*  
02/07/2022  
प्राचार्य

डॉ संध्या मदन मोहन  
भिलाई महिला  
महविद्यालय



# BHILAI MAHILA MAHAVIDYALAYA

HOSPITAL SECTOR, BHILAI NAGAR (C.G.) 490 009

(Managed by Bhilai Education Trust)

(Affiliated to Hemchand Yadav Vishwavidyalaya, Durg)

Recognized Under Section 2(f) and 12(B) of the UGC Act 1956

NAAC Accredited with B<sup>+</sup> Grade

Ph. : 0788-2242699

0788-2242078

website : www.bmmbhilai.com

Email : bmmprinci19@gmail.com

bmahila@rediffmail.com

No. BMM/1..2022/..328

Date : 02.07.2022

## बैठक

आज दिनांक 02-07-2022 को प्राचार्य कक्ष में समर्पण कार्यक्रम का प्रारूप तैयार करने हेतु समस्त बी.एड.विभाग के शिक्षिकाओं के साथ प्राचार्य ने बैठक ली। बैठक में गरीब बच्चों को पढ़ाने के लिए, राष्ट्रीय पर्व स्वतंत्रता दिवस, गणतंत्र दिवस पर अनाथ आश्रम, वृद्धा आश्रम, मानसिक रूप से विकलांग बच्चों के स्कूल, दिव्यांग लोगो के साथ अपना समय व्यतीत करने आदि के लिए निर्देश दिए एवं सहमति प्रदान की।

*02/07/2022*  
डॉ मोहना सुशांत पंडित  
विभागाध्यक्ष  
शिक्षा विभाग

*02/07/2022*  
डॉ संध्या मदन मोहन  
प्राचार्य  
भिलाई महिला महाविद्यालय

1. Mrs. Hemanta Sidav *Bidar*  
2. Mrs. Bhavna Chauhan *Bihar*  
Mrs. Maqneen Beg *02-07-2022*





# BHILAI MAHILA MAHAVIDYALAYA

HOSPITAL SECTOR, BHILAI NAGAR (C.G.) 490 009  
(Managed by Bhilai Education Trust)  
(Affiliated to Hemchand Yadav Vishwavidyalaya, Durg)  
Recognized Under Section 2(f) and 12(B) of the UGC Act 1956  
NAAC Accredited with B Grade

Ph. : 0788-2242699  
0788-2242078  
website : www.bmbhilai.com  
Email : bmmprnci19@gmail.com  
: bmahila@rediffmail.com

No. BMM / 2023 / 949

Date : 02.03.2023

## बी.एड विभाग समर्पण (मिनिट्स ऑफ मीटिंग्स)

निर्देश समर्पण कार्य हेतु -

- परमिशन लैटर बी.एड प्रशिक्षु को बी.एड विभाग से प्राप्त होगा जिसकी एक प्रति वे स्वयं रखे।
- बी.एड प्रशिक्षु को पार्षद, सरपंच, हेड मास्टर, आदि की लैटर हेड में परमिशन लेना है, जिसमें उनका स्वयं का नाम होना चाहिये और उसमें सील व हस्ताक्षर होना अनिवार्य है।
- वे हस्ताक्षर वाले अपनी प्रतिदिन की उपस्थिति दर्ज करे।
- जहाँ वे पढ़ाने जा रहे हैं वहाँ के विद्यार्थियों का उपस्थिति लेना है।
- वे जिन विद्यार्थियों को पढ़ाने वाले हो, उनका पाठ्यक्रम बना कर देना है।
- जीयो टैग और नार्मल फोटो, समर्पण बैनर के साथ लेना है।
- विद्यार्थियों से आउटकम लिखवाना है।
- वे स्वयं का भी आउटकम देगे।
- विद्यार्थियों के अभिभावक का भी आउटकम लेना है।
- उपरोक्त दस्तावेज़ के सहित समर्पण का फाइल बी.एड विभाग में नियत तिथि तक जमा करना अनिवार्य है।

*Naugli*  
02-03-2023  
समन्वयक

नाजनीन बेग  
भिलाई महिला  
महविद्यालय

*Naugli*  
02/03/2023  
विभागाध्यक्ष

डॉ मोहना सुशांत पंडित  
भिलाई महिला  
महविद्यालय

*Naugli*  
02/03/2023  
प्राचार्य

डॉ संध्या मदन मोहन  
भिलाई महिला  
महविद्यालय



# BHILAI MAHILA MAHAVIDYALAYA

HOSPITAL SECTOR, BHILAI NAGAR (C.G.) 490 009

(Managed by Bhilai Education Trust)

(Affiliated to Hemchand Yadav Vishwavidyalaya, Durg)

Recognized Under Section 2(f) and 12(B) of the UGC Act 1956

NAAC Accredited with B Grade

Ph. : 0788-2242699

0788-2242078

website : www.bmmbhilai.com

Email : bmmprnci19@gmail.com

: bmahila@rediffmail.com

No. BMM / 2023 / 948

Date : 02.03.2023

## बैठक

आज दिनांक 02-03-2023 को प्राचार्य कक्ष में समर्पण कार्यक्रम का प्रारूप तैयार करने हेतु समस्त बी.एड.विभाग के शिक्षिकाओं के साथ प्राचार्य ने बैठक ली। बैठक में गरीब बच्चों को पढ़ाने के लिए, वृद्धा आश्रम, मानसिक रूप से विकलांग बच्चों के स्कूल, दिव्यांग लोगो के साथ अपना समय व्यतीत करने आदि के लिए निर्देश दिए एवं सहमति प्रदान की।

02/03/2023

डॉ मोहना सुशान्त पंडित  
विभागाध्यक्ष  
शिक्षा विभाग

02/03/2023

डॉ संध्या मदन मोहन  
प्राचार्य  
भिलाई महिला महाविद्यालय

Mrs. Hemlata Sidar 02.03.2023

Mrs. Bhavna Chauhan 02/03/2023

Mrs. Narghleen B-2 02/03/2023

Mrs. Asha Sahu 02/03/2023

Kakoli Singha 02/03/2023

Satyam Mishra 02/03/2023

Devyani S. 02/03/2023

Shweta Puri 02.03.2023

14	Divya Sahu	Than Singh Sahu	Giloy	<i>Thaunpora corajolia</i> (Thunb.) Miers
15	Garima Chandrakar	Jitendra Chandrakar	Neem	<i>Aradrecta indica</i> A. Juss
16	Him Bindu	J Appa Rao	Parijat	<i>Nyctanthes arbor-tristis</i> L.
17	Jagriti Taram	Pancham Ram Taram	Douma	<i>Ocimum basilicum</i> L.
18	Jiya Sarkar	Uddhab Sarkar	Turmeric	<i>Curcuma longa</i> L.
19	Khushbu Verma	Jeevan Lal Verma	Banana	<i>Musa paradisiaca</i> L.
20	Kirti Kawachi	Jagjeet Singh Kawachi	Brahm kamal	<i>Saundersia ulvafolia</i> (DC.) Edgew.
21	Lina Sahasi	Shivanand Sahasi	Ginger	<i>Zingiber officinale</i> Roscoe
22	Loma Sahu	Balram Sahu	Aprajita	<i>Cordia ternatea</i> L.
23	Manasi Markanday	Ghanashyam Markanday	Pennywort	<i>Hydrocotyle vulgaris</i> L.
24	Mansee Khudshyam	Rajendra Kumar Khudshyam	Chirata	<i>Suaeda perennis</i> L.
25	Manvi Jha	Manoj Jha	Bahera	<i>Terminalia bellirica</i>
26	Mitali Bhattacharya	R K Bhattacharya	Cardamom	<i>Elettaria cardamomum</i>
27	Monika Vishwakarma	Deen Kumar Vishwakarma	Kokand	<i>Hellebra speciosa</i>
28	Munika Yadu	Suresh Yadu	Bahera	<i>Terminalia bellirica</i> (Gaertn.) Poir.
29	Nafisa Namisha Qureshi	Md. Abdul Mannan Qureshi	Mint	<i>Mentha piprata</i> L.
30	Nandini Pisda	Jyotendra Kumar Pisda	Allspice	<i>Pimenta dioica</i> (L.) Merr.
31	Nirmala Yadav	Purnottam Yadav	Kokand	<i>Hellebra speciosa</i>
32	Nishtha Yadav	Hemlal Yadav	Pennywort	<i>Hydrocotyle vulgaris</i> L.
33	Ojaswi Sahu	Gopal Prasad Sahu	Artia	<i>Phyllanthus emblica</i> L.

Dr. Deepati Chaudhary  
Project Incharge  
BMM, Bida

Dr. Parvati Prasad  
HOD, Botany  
BMM, Bida

Dr. Sandhya Mahan Mishra  
Principal  
BMM, Bida



34	Papiya Ray	Sakdev Ray	Arjun	<i>Terminalia arjuna</i> (Roxb.) Wight & Arn.
35	Poonam Dewangan	Ganesh Dewangan	Black oebra chilli	<i>Capricorn amarus</i> L.
36	Pragati Rajput	Top Singh Rajput	Garlic	<i>Allium sativum</i> L.
37	Pratibha Sahu	Naval Kishore Sahu	Bel	<i>Agle marmelos</i> L. Correa
38	Rafiya Mariyam	Sheikh Umar Taj	Prickly pear	<i>Opuntia littoralis</i> var. <i>vaseyi</i>
39	Rakhi Sahu	Pradip Kumar Sahu	Chai mul	<i>Almona pulica</i> L.
40	Rashmi	Nandlal	Prickly pear	<i>Opuntia littoralis</i> var. <i>vaseyi</i>
41	Rizwana Parveen	Amjad Khan	Papaya	<i>Cortia papaya</i> L.
42	Roshani Mourya	Ravindra Mourya	Ashwagandha	<i>Withania Somnifera</i> (L.) Dunal
43	Shreeja Yadav	Baldev Singh Yadav	Ashwagandha	<i>Withania Somnifera</i> (L.) Dunal
44	Shriya Tamrakar	Shivanand Tamrakar	Kalmegh	<i>Andrographis paniculata</i> L.
45	Sinam Khan	Aarif Khan	Brinhi	<i>Cerella asiatica</i> L.
46	Sunidhi Dheer	Asharatt Dheer	Lemon grass	<i>Cymbopogon citratus</i> (DC.) Stapf
47	Tanika	Tilochan Singh Sahu	Bel	<i>Agle marmelos</i> L. Correa
48	Tejaswi Verma	Santosh Verma	Guava	<i>Psidium guajava</i> L.
49	Tripti	Dilip Kumar	Lemon grass	<i>Cymbopogon schoenanthus</i> (L.) Spreng
50	Twinkle Nagwarshi	Santosh Nagwarshi	Mint	<i>Mentha piperata</i> L.
51	Upasana Singh Gautam	Deepak Singh Gautam	Brinhi	<i>Cerella asiatica</i> L.
52	Vini Chaturvedi	Sewani Chaturvedi	Arjun	<i>Terminalia arjuna</i> (Roxb.) Wight & Arn.
53	Vinita Gour	Mamta Lal Gour	Keokand	<i>Hellebra speciosa</i>

Dr. Deepthi Choudhary  
Project Charge  
HMM, BHU-1

Dr. Pratiksha Parashar  
HOD, Botany  
HMM, BHU-1

Dr. Santhya Madan Mohan  
Principal  
HMM, BHU-1



54	Yogita Mahabe	Shiv Kumar Mahabe	Chintysta	<i>Sacchara peruviana</i> L.
55	Moenal Chandrakar	Tikam Singh Chandrakar	Kerkand	<i>Bellaria speciosa</i>
56	Piyal Mallick	Prashant Mallick	Brabeni	<i>Bacopa monnieri</i> (L.) Pennell
57	Prema Rameke	Vidhyasagar Rameke	Indian Almond	<i>Terminalia catappa</i> L.
58	Piyal Deshmukh	Jayaram Lal Desh Mukh	Ginger	<i>Zingiber officinale</i> Roscoe

Dr. Deepa Chaudhary  
Principal  
HMM, Bina

Dr. Prashanta Pandey  
HOD, Botany  
HMM, Bina

Dr. Sandhya Madhu Mishra  
Principal  
HMM, Bina

Department of Botany, Bhilai Mahila Mahavidyalaya, Bhilai

Project on

**"Medicinal plant of urban Area"**

BSc part III ( Botany)

Session 2022-2023

Sr. No.	Name	Father Name	Allotted Topic	
			Common name	Botanical name
1.	Aanchal Singh	Joginder Singh	Ginger	<i>Zingiber officinale</i> , Roscoe
2.	Aayushi	N G Sonil	Amli	<i>Phyllanthus emblica</i> L.
3.	Akanksha Yadav	Ram Gopal Yadav	Marigold	<i>Tagetes erecta</i> T. Patula
4.	Arbika	Siyaram	Ajwain	<i>Trachyspermum ajwain</i> (L.) Sprague ex Turill
5.	Arshi Chandravanshi	Arun Kumar Chandravanshi	Parjat	<i>Nyctanthes arhar-triatia</i> L.
6.	Bhavika Tiwari	Rajkumar Tiwari	Mint	<i>Mentha piperata</i> L.
7.	Bhantika	Dev Kumar	Turmeric	<i>Curcuma longa</i> L.
8.	Bhantika	Basant Kumar	Amli	<i>Phyllanthus emblica</i> L.
9.	C H Roja	C H Ramesh	Ajwain	<i>Trachyspermum ajwain</i> (L.) Sprague ex Turill
10.	Chetia Deshmukh	Pawan Deshmukh	Bay leaf	<i>Laurus nobilis</i> L. nobilis
11.	Damini Markam	Milap Singh Markam	Gandharaj	<i>Gardenia jasminoides</i> , J Ellis.
12.	Dhara	Bodharu Ram	Turmeric	<i>Curcuma longa</i> L.
13.	Diganta	Vijay Kumar Verma	Turmeric	<i>Curcuma longa</i> L.
14.	Dipti Jaiswal	Mohit Kumar Jaiswal	Gandharaj	<i>Gardenia jasminoides</i> , J Ellis.

*Arpita*  
10/10/22

Ms. Arpita Adil and Hema Verma  
Project Incharge  
BMM, Bhilai

*Dr. Pratiksha Pandey*  
10/10/22  
Dr. Pratiksha Pandey  
HOD, Botany  
BMM, Bhilai

*Dr. Sandhya Madan Mohan*  
10/10/22  
Dr. Sandhya Madan Mohan  
Principal  
BMM, Bhilai

15.	Durgesh	Pectambar	Mint	<i>Mentha piperata</i> L.
16.	Gunja Sinha	Devendra Kumar	Galoy	<i>Tinospora cordifolia</i> (Thunb.) Miers
17.	Harbina Salari	Bhaahu Ram Salari	Turmeric	<i>Curcuma longa</i> L.
18.	Hem Kiran Kaumarya	Naresh Kumar Kaumarya	Kalanchoe	<i>Kalanchoe Pinnata</i> ( Lam.) Pers.
19.	Hena	Ganesh	Chintya	<i>Sweetia peruviana</i> L.
20.	Idha Sonamkar	Vinendra Sonamkar	Aptaajita	<i>Clitoria ternatea</i> L.
21.	Jaya Sahu	Kailash Sahu	Kalanchoe	<i>Kalanchoe Pinnata</i> ( Lam.) Pers.
22.	Jhama Sahu	Bhoj Lal	Amia	<i>Phyllanthus emblica</i> L.
23.	Jigyasa Soewani	Ram Bhair Soewani	Ajwain	<i>Trachyspermum ammi</i> (L.) Sprague ex. Turill
24.	Kajal Markam	Deedar Markam	Parijat	<i>Nyctanthes arbor-tritis</i> L.
25.	Kajal Uike	Keval Ram Uike	Saibabhar	<i>Catharanthus roseus</i> (L.) G.Don
26.	Kavita Sahu	Sukchand Sahu	Kalanchoe	<i>Kalanchoe Pinnata</i> ( Lam.) Pers.
27.	Khikeshwari	Babulal	Ginger	<i>Zingiber officinale</i> , Roscoe
28.	Khushi	Mona Badal	Parijat	<i>Nyctanthes arbor-tritis</i> L.
29.	Khushi Choudhary	Rajesh Choudhary	Kalanchoe	<i>Kalanchoe Pinnata</i> ( Lam.) Pers.
30.	Khushi Ratte	Vinendra Kumar Ratte	Parijat	<i>Nyctanthes arbor-tritis</i> L.
31.	Kiran Upadhyay	KinhorKumar Upadhyay	Ginger	<i>Zingiber officinale</i> , Roscoe
32.	Krishna Markam	Bansingh Markam	Amia	<i>Phyllanthus emblica</i> L.
33.	Lily Verma	Narendra Verma	Kalanchoe	<i>Kalanchoe Pinnata</i> ( Lam.) Pers.
34.	Lipika Biswas	Akhil Biswas	Ashwundha	<i>Withania Somnifera</i> (L.) Dunal
35.	Madhu Patel	Ramesh Kumar	Galoy	<i>Tinospora cordifolia</i> (Thunb.) Miers

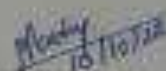
*Signature*  
 Dr. Alpana Adil and Indira Verma  
 Project incharge  
 BMMU, Bhopal

*Signature*  
 Dr. Prashant Pandey  
 HOD, Botany  
 BMMU, Bhopal

*Signature*  
 Dr. Sandhya Madan Mahan  
 Principal  
 BMMU, Bhopal

36.	Maheshwar Akleema	M D Alam	Curry plant	<i>Murraya koenigii</i> (L.)
37.	Mahima Dewangan	Vinod Dewangan	Bahera	<i>Terminalia bellirica</i> (Gaertn.) Roxb.
38.	Manita	B. Panchand	Parijat	<i>Nyctanthes arbor-tristis</i> L.
39.	Manita Yadav	Suresh Yadav	Mint	<i>Mentha piperata</i> L.
40.	Manisha	Rajesh Kumar Chandra	Curry plant	<i>Murraya koenigii</i> (L.)
41.	Megha Nag	Santuram Nag	Giloy	<i>Tinospora cordifolia</i> (Thumb.) Miers
42.	Mokshima Sahu	Yadav Ram Sahu	Kalanchoe	<i>Kalanchoe Pinnata</i> ( Lam.) Pers.
43.	Morika Sahu	Manrakhan Lal Sahu	Curry plant	<i>Murraya koenigii</i> (L.)
44.	Neha	Satruhan Lal	Curry plant	<i>Murraya koenigii</i> (L.)
45.	Nidhi Thakur	Chowdhary Ram Thakur	Chintya	<i>Sweetia perennis</i> L.
46.	Nikita Malik	Ranjeet Malik	Parijat	<i>Nyctanthes arbor-tristis</i> L.
47.	Nikita Sahu	Dhanraj Sahu	Kalanchoe	<i>Kalanchoe Pinnata</i> ( Lam.) Pers.
48.	Nisha Nishad	Daneshwar Nishad	Ajwain	<i>Trachyspermum ammi</i> (L.) Sprague ex Turill
49.	Nomita Deshmukh	Yuvraj Deshmukh	Chintya	<i>Sweetia perennis</i> L.
50.	Nutan	Alvis Kujur	Turmeric	<i>Curcuma longa</i> L.
51.	Nutan	Kaushal Prasad	Kalanchoe	<i>Kalanchoe Pinnata</i> ( Lam.) Pers.
52.	P Socha	P Simachalam	Ashwaththa	<i>Withania Somnifera</i> (L.) Dunal
53.	Pallavi Sahu	Kulleshwar Prasad Sahu	Sadabahar	<i>Catharanthus roseus</i> (L.) G.Don
54.	Pooja Chouda	Ravindra Kumar Chouda	Giloy	<i>Tinospora cordifolia</i> (Thumb.) Miers
55.	Pooja Sinha	Pradeep Sinha	Chintya	<i>Sweetia perennis</i> L.
56.	Prachi Deshmukh	Vijay Kumar	Letnan grass	<i>Cymbopogon schoenanthus</i> (L.) Spreng


  
 Mr. Alpans Adil and Pooja Verma  
 Project Incharge  
 BMM, Dhule


  
 Dr. Prakash Pandey  
 HOD, Botany  
 BMM, Dhule

  
 Dr. Sandhya Shalini Nalwar  
 Principal  
 BMM, Dhule



		Deshmukh		
57.	Prerana Mankar	Tejram Mankar	Banyan	<i>Ficus religiosa</i> L.
58.	Priyanka Sahu	Chhagan Lal Sahu	Kalanchoe	<i>Kalanchoe Pinnata</i> (Lam.) Pers.
59.	Priyanka Yadav	Radheshyam Yadav	Turmeric	<i>Curcuma longa</i> L.
60.	Puja Kanoje	Bisahu Ram Kanoje	Ajwain	<i>Trachyspermum ammi</i> (L.) Sprague ex Turill
61.	Purvi Deshbharatar	Suresh Deshbharatar	Amla	<i>Phyllanthus embilica</i> L.
62.	Ramsha Mandavi	Pyare Lal Mandavi	Kalanchoe	<i>Kalanchoe Pinnata</i> (Lam.) Pers.
63.	Ritu	Tulsi Das	Safavari	<i>Asparagus rectinodis</i> L.
64.	Riya Goldar	Parimal Goldar	Parijat	<i>Nyctanthes arbor-tristis</i> L.
65.	Sakshi Tiwari	Dilip Tiwari	Harra	<i>Terminalia chebula</i> Retz.
66.	Sanjana Shori	Mr. Ganesh Ram Shori	Ashwandha	<i>Withania Somnifera</i> (L.) Dunal
67.	Sejal Soni	Vijay Kumar Soni	Bahera	<i>Terminalia bellirica</i> (Gaertn.) Roxb.
68.	Sharda Meravi	Jeevan Lal Meravi	Amla	<i>Phyllanthus embilica</i> L.
69.	Shashikala	Krishna Kumar	Lemon	<i>Citrus lemon</i> (L.) Osbeck modernism
70.	Shradha Nirmalkar	Shreeram Nirmalkar	Giloy	<i>Tinospora cordifolia</i> (Thumb.) Miers
71.	Shreya Shiralkar	Sharad Shiralkar	Bahera	<i>Terminalia bellirica</i> (Gaertn.) Roxb.
72.	Shreya Tiwari	Yogendra Tiwari	Chiratia	<i>Swertia perennis</i> L.
73.	Shruti Tamrakar	Jai Kumar Tamrakar	Ashwandha	<i>Withania Somnifera</i> (L.) Dunal
74.	Shruti Vaishnav	Bhureshwar Das Vaishnav	Kalanchoe	<i>Kalanchoe Pinnata</i> (Lam.) Pers.
75.	Shubhanjali Soni	Dhanendra Kumar Soni	Giloy	<i>Tinospora cordifolia</i> (Thumb.) Miers
76.	Sujata Nele	Premalal Nishad	Mint	<i>Mentha piperata</i> L.

  
 Mr. Alpna Adil and Hema Vemsa  
 Project Incharge  
 BVM, Bilal

  
 Dr. Pratibha Pandey  
 HOD, Botany  
 BVM, Bilal

  
 Dr. Sushma Madan Mohan  
 Principal  
 BVM, Bilal

77.	Samaiyya Saliba	Sheikh Umar Taj	Amla	<i>Phyllanthus emblica</i> L.
78.	Surian Thakur	Channilal Thakur	Amla	<i>Phyllanthus emblica</i> L.
79.	Swati	Vidya Shukla	Parijat	<i>Nyctanthes arbor-tritia</i> L.
80.	Tara Haider	Sanir Haider	Parijat	<i>Nyctanthes arbor-tritia</i> L.
81.	Tripti Tandon	Dashyant Tandon	Lemon grass	<i>Cymbopogon schoenanthus</i> (L.) Spreng
82.	Vandika Jagat	Chaitran Jagat	Sadobuhar	<i>Catharantus roseus</i> (L.) G. Don
83.	Yamini Nishad	Bali Ram Nishad	Coffee	<i>Coffea Arabica</i> L.
84.	Yogita Deshmukh	Birendra Deshmukh	Bahera	<i>Terminalia bellirica</i> (Gaertn.) Roeh.
85.	Yogita Dewangan	Rajulal Dewangan	Amla	<i>Phyllanthus emblica</i> L.

*Alpana*  
10/10/22

Ms. Alpana Adil and Shweta Verma  
Project Incharge  
BMM, Bhalai

*Pratiksha*  
10/10/22

Dr. Pratiksha Pandey  
HOD, Botany  
BMM, Bhalai

*Sandhya*  
10/10/22

Dr. Sandhya Madan Mohan  
Principal  
BMM, Bhalai

Activate







Botanical Name - *Mimosa pudica* L.  
Common Name - Mim

Family - *Leguminosae*

#### Morphological Character

- Morphology of mim. Most species are characterized by wide-spreading stems that grow both under and above ground and have erect, square, branched stems.
- The leaves are sitting to lanceolate in shape, arranged in opposite, have serrated edges and are often drooping.
- Stems have square stems and opposite aromatic leaves. Many can spread vegetatively by stolons and can be aggressive in gardens.
- The small flowers are usually pale purple, pink, or white in colour and are arranged in clusters, either forming whorls or crowded together in a terminal spike.
- The flowers are not typical of other members of the family, having four rather than five united petals.
- The sensitive cells are contained in receiver discs in the leaves and stems.

#### Medicinal Uses -

##### Allergic reaction

Although it is used in many consumer products, mim may cause allergic reactions in some people, including symptoms such as abdominal cramps, diarrhea, headaches, heartburn, tingling or numbing around the mouth, anaphylaxis or contact dermatitis.

##### Toxicology

Mim is also used as an environmentally friendly insecticide for its ability to kill some common pests such as weevils, beetles, ants, and termites.

Submitted By - *Mis Nafis Choudhury*

Serial Number -

FATHER'S NAME - Mr. Md. Abdul Mannan

Class - B.Sc. 1<sup>st</sup> Year Microbiology

Site Use - [https://en.wikipedia.org/wiki/Mimosa\\_pudica](https://en.wikipedia.org/wiki/Mimosa_pudica)



Botanical Name - *Withania somnifera* (L.) D. Don

Common Name - Ashwagandha

Family - *Solanaceae*

#### Morphological Character

- This species is a short, woody shrub growing 25-75 cm (10-30 in) tall. Sometimes branches covered radially from a central stem.
- Leaves are dark green, opposite, usually up to 10-12 cm (4-5 in) long.
- The flowers are small, green and bell-shaped.
- The ripe fruit is red and fleshy.
- Withania is a small to medium-sized shrub, 20-100 cm (8-32 in) tall, with a woody stem, green, branching, prostrate, with strong fragrance when the fruit is ripe.
- Withania somnifera is a small shrub of 1m to 2m height, growing in the temperate zone in warm and arid regions with very short, small, fleshy, branched leaves and silvery-grey to olive. The stems of Withania are brownish black colour and spiny, sometimes leaves are absent or fall on lower part of stem.
- The leaves are 10 to 15 cm long, opposite, ovate to elliptical, with a short petiole, usually broadly ovate to elliptical, 20-40 cm long and 2-3 cm wide.
- It is generally referred to as an adaptogen, which is a substance that helps the body to resist stressors of all kinds (physical, chemical, and biological).

#### Medicinal Uses -

- Ashwagandha might prove useful in reducing depression levels.
- Ashwagandha is good for treating the skin in men and can be used in the treatment of eczema for people with eczema.
- Ashwagandha has been found to be useful in improving the muscle mass, body composition & overall strength.
- Ashwagandha can also include increasing sperm count & motility.
- It helps increase testosterone levels and significantly boosts sperm quality and fertility in men.
- One of the Ashwagandha benefits is to control diabetes. Ashwagandha stimulates the pancreas to secrete insulin which helps lower blood sugar levels and hence control diabetes.
- Ashwagandha reportedly may improve bone density, memory & cognition.
- Ashwagandha has been traditionally grown to reduce stress and anxiety. Withania somnifera helps reduce cortisol also known as stress hormone which is released by the adrenal glands in response to stress.

Submitted By - *Mis Rashmi Mishra*

Serial Number -

FATHER'S NAME - Mr. Ravindra Mishra

Class - B.Sc. 1<sup>st</sup> Year Microbiology

Site Use - [https://en.wikipedia.org/wiki/Withania\\_somnifera](https://en.wikipedia.org/wiki/Withania_somnifera)



Botanical Name - *Phaseolus vulgaris* L.

Common Name - Adzuki Bean

Family - *Leguminosae*

#### Morphological Character

- These Adzuki beans can reach up to 10 m. They grow vertically or slightly and they can grow up to 6-8 m. In some cases the height of the trees can be up to 12 m.
- Branches: They are often grey brown-colored and branched.
- Small Trifoliate: The colour of these branches are usually green. On them there are single, double, triple buds or bracts.
- Branches of flowers: At the top of the stem there are 3-8 buds, the branches are very short and the buds look like bracts.
- Four buds: They are tightly hairy towards the end and they have brown colour. When a bud blooms, a flower appears.
- Leaves: According to the varieties it is divided into large, medium and small. The leaves are light to dark green. The edges of the leaf are serrated.
- Buds: Adzuki flower buds consist of 2-3 cm long bracts on the branches of stems with branches of different ages. Root: The root type is deep.

#### Medicinal Uses -

- Adzuki also portray an impressive nutritional profile, being low on sodium and cholesterol, fostering heart health and serving as a natural solution for weight loss, hair fall and many other common health concerns.
- Adzuki provides instant energy, being high on calories.
- They are also rich in protein and fibers to facilitate digestion.
- They are a storehouse of key trace minerals, including calcium, magnesium and phosphorus for robust bones, zinc for improved skin health and iron for optimal red blood cell synthesis.

Submitted By - *Mis Rashmi Mishra*

Serial Number -

FATHER'S NAME - Mr. Ravindra Mishra

Class - B.Sc. 1<sup>st</sup> Year Bio

Site Use - [https://en.wikipedia.org/wiki/Phaseolus\\_vulgaris](https://en.wikipedia.org/wiki/Phaseolus_vulgaris)



BOTANICAL NAME - *Andropogon paniculatus*

COMMON NAME - Chirya and Kachua

FAMILY NAME - *Poaceae*

#### MORPHOLOGICAL CHARACTER

- It is a very annual herb.
- It is 30-100 cm tall with upper part of stem quadrangular while the lower part nearly rounded stem.
- Leaves are opposite sessile or subsessile, linear, lanceolate-lanceolate.
- It is 3-8 cm long, wide, glabrous or minutely pubescent beneath and have serrate, margin, slightly undulate.
- Flower are pedicelled, ligulate, white - purple or spotted purple and suffused.
- Pedicel is 2.5 - 10 mm in size, slender and glandular pubescent.
- Bracts are sessile and 2.5 mm long.
- Cymes lobes are subsessile, 2.5 - 3.5 mm long and glandular.

#### MEDICINAL USES

- *Andropogon paniculatus* is one of the highly used medicinal plants in the world.
- This plant is traditionally used for the treatment of common cold, diarrhea, cough, swollen tonsils.
- It is also used due to several sedative, purgative, as a febrile and as an antispasmodic.
- The bark possesses anti-inflammatory and anti-microbial properties.
- It is used for the treatment of asthma.
- It may help to reduce body temperature in fever.
- It may also use to treat skin diseases like eczema and more.
- It is also helpful in various problems like constipation, upset stomach, loss of appetite.

Submitted By - *Mis Shweta Taneja*

SERIAL NUMBER -

FATHER'S NAME - Mr. Shweta Taneja

Class - B.Sc. 2<sup>nd</sup> Year Bio

Site Use - [https://en.wikipedia.org/wiki/Andropogon\\_paniculatus](https://en.wikipedia.org/wiki/Andropogon_paniculatus)



Botanical name - *Allium sativum*

Common name - Garlic

Family - *Amariaceae*

#### Morphology character

- Garlic plants grow about 60 cm (2 feet) tall.
- Depending on the variety, the long leaves typically arise from a short hard stem above the bulb or emerge from a scabbard pseudostem made up of overlapping leaf sheaths.
- The bulb is covered with membranous skin and encloses up to 20 edible bulblets called cloves.
- The spherical flower cluster is initially enclosed in a pair of papery tepaloid bracts.
- The bracts split open when the green-white or pinkish flowers bloom.

#### Medicinal use -

- Regulating blood pressure
- Lowering blood sugar
- Lowering cholesterol level and parasitic infections.
- Enhancing the immune system
- Sulfur compounds, including allium, appear to be the active components in the root bulb of garlic plant.

Submitted By - *Mis Pooja Rajput*

SERIAL NUMBER -

FATHER'S NAME - Mr. Pooja Rajput

Class - B.Sc. 2<sup>nd</sup> Year Bio

Site Use - [https://en.wikipedia.org/wiki/Allium\\_sativum](https://en.wikipedia.org/wiki/Allium_sativum)



Botanical name - *Centella asiatica*

Common name - Gota kola (Brahmi)

Family - *Umbelliferae*

#### Morphology character

- *Centella asiatica* is a small trailing herb and it is the species of *Centella* found in India.
- Stem is glaucous, pink striated and rooting at nodes.
- Leaves are fleshy, orbicular to reniform and dentate.
- Petioles are long, smooth on upper surface and hairy below.
- Flowers are pink and white in fasciated umbels.
- Fruits are oblong, dull brown, laterally compressed, persistent, hard, imbricated and woody when mature.

#### Medicinal use -

- Gota kola has been used to treat many conditions.
- It is used to heal wound, improve mental clarity and treat skin condition such as psoriasis and jaundice.
- Some people use to treat respiratory infection such as colds.
- It used to treat syphilis, hepatitis, stomach ulcers, mental fatigue, diarrhea, fever and asthma.

Submitted By - *Mis Pooja Rajput*

SERIAL NUMBER -

FATHER'S NAME - Mr. Pooja Rajput

Class - B.Sc. 2<sup>nd</sup> Year Bio

Site Use - [https://en.wikipedia.org/wiki/Centella\\_asiatica](https://en.wikipedia.org/wiki/Centella_asiatica)



Botanical name - *Sesuvium portulacastrum*

Common name - Brahma Kamal

Family - *Asteraceae*

#### Morphology character

- It is a hermaphrodite herb which achieves an average height of about 5-10 cm.
- Flower stems bloom in mid-summer (July - August) amongst the rocks and grasses of the hillside.
- Flower heads are purple, hidden from view in layers of yellow-green papery bracts, which provide protection from the cold mountain environment.

#### Medicinal use -

- Excellent liver tonic: A study has shown that Brahma Kamal, though beautiful, has a very awful smell and is bitter in nature. Due to this property, the flower makes for an excellent liver tonic and a great appetizer.
- Maintains sexual health: The Brahma Kamal flower can help treat infection of the genital and maintain good sexual health.
- Helps treat fever: The traditional use of Brahma flower in treating fever, by drinking the concoction two times a day.
- May treat cough and cold: Brahma flower also helps treat other respiratory problems like asthma and bronchitis.
- Treats nervous disorders: Brahma Kamal may also help treat paralysis of the limbs by improving the nerves function in the area along with blood supply.
- Helps in healing wounds: Brahma Kamal has antiseptic properties and can help heal wounds, cuts and bruises.

Submitted By - *Mis Pooja Rajput*

SERIAL NUMBER -

FATHER'S NAME - Mr. Pooja Rajput

Class - B.Sc. 2<sup>nd</sup> Year Bio

Site Use - [https://en.wikipedia.org/wiki/Sesuvium\\_portulacastrum](https://en.wikipedia.org/wiki/Sesuvium_portulacastrum)



Botanical Name - *Capsicum Annum* ("Kaepsikam")

Common Name - Black Cobra Chili

Family - *Solanaceae*

#### Morphological Character

- Black Cobra Chile Peppers are elongated and slender measuring Seven Centimeters in length.
- They had Conical Shape that Papers to a pointed tip.
- The skin is firm, glossy and smooth, Ripening from Green, Black To bright red when Mature.
- Underneath the Surface the Flesh is pale green to red, depending On maturity and is crisp and juicy filled with many cream-colored seeds.
- Black cobra chili peppers are primarily harvested when the pods are black and have a bitter and spicy taste.
- As the pepper ripens into its stocking see how it will further increase in spiciness.
- Black cobra chili are available in the late summer through early fall.

#### Medicinal Uses -

- Black Cobra chili are commonly used in Mexican cuisine but popular World wide.
- They are also packed with nutrients and have many health benefits.
- Black cobra chili are rich in vitamin A and C.
- They also have potassium and Carotene antioxidant that may Help fight damage to your cells as well as folate, vitamin B and vitamin E.
- Like most fruits and vegetables black cobra chili are good source of fiber.
- A one pepper provides 2% of the RDI for a person consuming 2000 calories per day.
- One of the most unique compound in black cobra chili is an alkaloid that gives.

Submitted By - *Mis Pooja Rajput*

SERIAL NUMBER -

FATHER'S NAME - Mr. Pooja Rajput

Class - B.Sc. 2<sup>nd</sup> Year Bio

Site Use - [https://en.wikipedia.org/wiki/Capsicum\\_annuum](https://en.wikipedia.org/wiki/Capsicum_annuum)



Botanical Name - *Capsicum Annum* ("Kaepsikam")

Common Name - Black Cobra Chili

Family - *Solanaceae*

#### Morphological Character

- Black Cobra Chile Peppers are elongated and slender measuring Seven Centimeters in length.
- They had Conical Shape that Papers to a pointed tip.
- The skin is firm, glossy and smooth, Ripening from Green, Black To bright red when Mature.
- Underneath the Surface the Flesh is pale green to red, depending On maturity and is crisp and juicy filled with many cream-colored seeds.
- Black cobra chili peppers are primarily harvested when the pods are black and have a bitter and spicy taste.
- As the pepper ripens into its stocking see how it will further increase in spiciness.
- Black cobra chili are available in the late summer through early fall.

#### Medicinal Uses -

- Black Cobra chili are commonly used in Mexican cuisine but popular World wide.
- They are also packed with nutrients and have many health benefits.
- Black cobra chili are rich in vitamin A and C.
- They also have potassium and Carotene antioxidant that may Help fight damage to your cells as well as folate, vitamin B and vitamin E.
- Like most fruits and vegetables black cobra chili are good source of fiber.
- A one pepper provides 2% of the RDI for a person consuming 2000 calories per day.
- One of the most unique compound in black cobra chili is an alkaloid that gives.

Submitted By - *Mis Pooja Rajput*

SERIAL NUMBER -

FATHER'S NAME - Mr. Pooja Rajput

Class - B.Sc. 2<sup>nd</sup> Year Bio

Site Use - [https://en.wikipedia.org/wiki/Capsicum\\_annuum](https://en.wikipedia.org/wiki/Capsicum_annuum)









**Botanical Name :-** *Passiflora foetida* L.

**Common Name :-** *Banarasi*

**Family :-** *Passifloraceae*

**Morphological Characters :-**

- Inflorescence is a large leafy panicle. Flowers are tubular, generally yellow, and shagel only people. Plants of pass. foetida are sometimes cultivated for its fruit, passion fruit in a separate genus, and sometimes as ornamentals.
- **Stem** is a green to brownish, leafy climbing plant sometimes referred to as the "passion vine".
- Some species have very thorny plants and thus destroy many varieties of fruit grass have medicinal and cultural purposes.
- Chromosomes is 2n even, usually broad hearted, ovate 1.2 to 1.5 high.
- Stem is robust and cylindrical below, but tapering apically.
- Leaves are broadly ovate, opposite, smooth, about 10 cm long, veined at tip, and they revolute.
- Seeds and petals are free to separate.
- Each petal also has a ring of green, honey-scented glands.
- Capsules are ribbed, round, about 4 cm in diameter, and they pointed.
- Seeds are smooth and every angled.

**Medicinal Use :-**

- Juices is used in Indian Ayurvedic Herbal System to treat Fever as it is highly antifebrile action. While modern Chakra and it Tibetan Bala medicine.
- Sweeten chakra is a bitter tonic, carminative, laxative, anti-spytic, litholytic, anti-periodic, anti-inflammatory, stimulant, and antileishmal.
- It is used in treating piles, skin diseases, ulcers, and diabetes.
- It is also used against infections and liver diseases.
- If taken with small wood pulp, it is steps internal hemorrhaging of stomach.
- It is ingredients of *Ayurvedic preparation "Madhura Pasand"* Used in chronic fever.
- It is a remedy for urinary virus and also used in epilepsy.

**Substituted By :-** *Musa Yigala* Malabar

**Related Plant:-**

**Father's Name :-** Mr. Shiv Kumar Mahabhe

**Class :-** B.Sc. 1<sup>st</sup> Year DML

**Site Use :-**

<https://collegedunia.org/study-materials>

[illegible]

**Botanical Name:** *Opuntia ficinuda* (var. *inermis*)  
**Common Name:** Prickly Pear  
**Family:** Cactaceae

**Morphological Characters:-**

- It is a *stem*-succulent is a large, weak-forming, segmented cactus that may grow to 5-7 meters (16-23 feet) with a *circumference* of over 1 m (3 ft) in diameter and a *thick diameter* of 10-11 cm.
- *Cladodes* (these pads) are green to blue-green, bearing *flowers* up to 25 centimeters (1 inch) in length.
- *Prickly pears* typically grow in dry, *barren* coastal areas (also called *chaparral*) containing large, smooth, *dead* spines and *small*, *humble* patches called *glochids* that *readily* attach to skin or hair, then *detach* from the plant.
- The *flowers* are typically large, *bell-shaped*, *solitary*, *bisexual*, and *epigynous*, with a *perianth* composed of *distinct*, *spirally* arranged *sepals* and *petals*.
- The *stamens* are *numerous* and *to spread* in *whorled* clusters, and the *gynoecium* has *numerous*, *inferior*, *ovary* per *carpel*. *Placentation* is *parietal*, and the *fruit* is a *berry* with *arillate* seeds.
- *Prickly pear* spine can vary greatly in *length*, *shape* are *thorns*, but *some*, such as *Cylindropuntia* *hololepis* are *tree*.

**Medicinal Uses:-**

- *Prickly-pear* cactus might *lower blood sugar* and *cholesterol* levels by *reducing how much the stomach* absorbs.
- People *may* commonly use *prickly pear* *mainly* for the *diabetes*.
- It is *also* used for *enlarged prostate*, *hangover*, *high cholesterol*, and *many* other *conditions*. *There* is *no* *good* scientific evidence to *support* these *uses*.
- *Prickly pear* has *been* investigated for *antioxidant*, *hypocholsterolemic*, and *anti-inflammatory* effects, as well as *antiatherosclerotic*, *effector*.
- *It's* *also* *used* to *treat* *headaches*, *kidney* *stones*, *bruises*, and *various* *infectious* *inflammation*.
- *It's* *also* *used* *it* to *treat* *herpes*.
- *It's* *also* *used* *for* *anti-infective* and *anti-inflammatory* properties.
- *They* *are* *rich* in *vitamins* and *minerals*.

*Prickly Pear*

**Submitted By:-** Mrs Radhika Kulkarni  
**Serial Number:-** \_\_\_\_\_  
**Father's Name:-** Mr. Sandip Kulkarni  
**Class:-** B.Sc. 1<sup>st</sup> Year Biology  
**Date:-** \_\_\_\_\_  
**Page:-** 1/1

[illegible]

**Botanical Name:** *Brassica oleracea* (L.) Dumort.

**Common Name:** Broccoli

**Family:** Cruciferae

**Morphological Characters –**

- *Brassica oleracea* is a semi-annual herb.
- The leaves of this plant are succulent, fleshy, and 4–10 cm (1.6–3.24 in) thick.
- Leaves are chlorophyllous and are arranged oppositely on the stem.
- The flowers are small, microgamophyllous and white, with four to five petals.
- It can cross grow as slightly biennial conditions. Propagation is often achieved through cuttings.
- Broccoli is a biennial, glabrous, creeping herb, with rooting at nodes.
- The plant is easily recognized by its spreading state, mossy and fleshy leaves, and light heads, purple or white flowers.
- Leaves are ovate and opposite with dotted lower surface.

**Molecular Level –**

- With the growing age brain degeneration occurs and Houttuin is best brain food.
- The active compound benzothiazide works wonderfully on the brain health. Broccoli is used to influence brain cells by promoting the regeneration of cells of thalamus.
- It shows antioxidant results against the rapid degeneration of brain cells due to Alzheimer's disease.
- Broxin is not the only option for which broccoli is effective. It works equally for better liver health.
- Liver helps in detoxification of body and thiamin is very essential herb for encouraging liver functions.
- Every day we are taking numerous toxins in our diet and inhaling from environment.
- This herb is safe and natural compound that removes toxins and promotes proper liver functioning.
- Houttuin is also used to maintain normal blood pressure in our body.
- It increases the utilization of nitric acid and normal vascular muscle function.




Suggested By – Miss Payal Mishra

Serial Number –

Father's Name – Mr. Prakash Mishra

Class – D-3a, 11<sup>th</sup> Year Biology

Page No. –

<https://www.studycart24.com/Brassica-oleracea/Brassica-oleracea.pdf>

**Botanical Source** - *Euphorbia officinarum*, *Succisa*

**Common Name** - *Ginger*

**Family** - *Euphorbiaceae*

**Phytochemical Character -**

- It is a herbaceous perennial plant that grows up to 1 meter high.
- The leaves grow in an alternate manner and are long and elongated in shape.
- It produces white and pink clusters of flowers that grow very yellow flowers on maturity.
- The flowers are arranged in a cone-like spike that is covered with surrounding green bracts.
- It is a monoecious plant.
- The underground stem *rhizomatous* forms into a rhizome that is widely used as a spice.
- The rhizome is primarily branched and bears leafy shoots. The leafy shoots are a pseudostem formed from the leafy sheaths and leaves 3-12 centimetres long.
- The rhizomatous stem directly from the rhizome.

**Medicinal Uses -**

- Ginger rhizome is a rich source of saponins, a-carotenes, polyphenols, and alkanols.
- These phytochemical components give it antioxidant, anti-inflammatory, anticancer and antiulcerogenic properties.
- Ginger may have anti-bacterial, anti-viral and anti-cancer activities.
- The green infusion of various rhizomes may be substituted as nutritional products, including the suppression of the stomach flatulence that is integral to uncontrolled vomiting.
- One known beneficial attribute of ginger against cardiovascular diseases like stroke and coronary heart disease may have been demonstrated.
- Ginger may be effective in managing migraines and the menstrual symptoms of headache and nausea.
- Ginger may have been shown to be efficacious in the management of nausea and vomiting during pregnancy as well as chemotherapy-induced nausea and vomiting.
- The phenolic compounds of ginger have demonstrated the liver-protecting effect in terms of enhancing several liver functions.
- Ginger might have a profound significant effect in reducing primary

**Submitted By -**   
**Mica Lisa Isalund**

**Serial Number -**

**Author's Name -** Mr. Shivanand Sahasi

**Class -** B.Sc. II<sup>nd</sup> Year Botany

**Slide No. -**

<http://www.mica.com/press/06101001>



**Botanical Name -** *Trigonon majorense* L.

**Common Name -** Maro, Dheon

**Family -** Lamiaceae

**Morphology characteristics -**

- Marjoram is an herb.
- Botanically, marjoram is a member of Labiate family, in the genus, *Trigonon*.
- The Labiatae family also includes some of commonly known herbs and spices such as cilantro, anise, fennel, cumin, etc.
- Marjoram is a highly herbaceous plant that typically reaches 30-60 cm (1-2 feet) in height.
- The square branching stems are densely covered with hairy ovate leaves, arranged oppositely in pairs.
- The pale two-lipped flowers are not particularly showy and are borne in small spike-like clusters.
- **Morphology** - Leaves are smooth, simple, petiolate, ovate to oblong-ovate, 0.5-1.5 cm (0.2-0.6 inches) long, 0.2-0.8 cm (0.1-0.3 inches) wide.
- The texture of the leaf is extremely smooth due to the presence of mucous hairs.

**Medicinal uses -**

- People make medicine from the flowers, leaves, and oil.
- Marjoram is commonly used for runny nose, cough, common cold, other infections, and various digestion problems.
- marjoram herb and oil are used as flavorings.
- Ascorbic acid also has immune booster, wound healing, and anti viral effects.
- Fresh herb has high levels of vitamin C (ascorbic acid).
- Marjoram is generally not toxic, but should not be used by pregnant or lactating women.
- Dheon is also used in traditional Ayurvedic medicine to help reduce symptoms associated with wounds, intestinal worms and diabetes, and also has antiviral properties.

**Prep.**

Submitted By - Miss Dolly Verma

Serial Number-

Father's Name- Mr. K.P. Verma

Class- B.Sc.II Year ( Biology )

Site url - <https://en.wikipedia.org/wiki/Marjoram>

**Botanical Name** – *Carica papaya L.*  
**Common Name** – Papaya  
**Family** – Caricaceae

**Morphological Characters** –

- It originated from Central America and is now grown in all tropical countries and many subtropical regions of the world.
- It lives for about 5-10 years, and normally grows with a single unbranched trunk.
- The leaves are palmately-lobed, up to 75 cm across, on long, hollow petioles.
- The blades are divided into five to nine main segments, bearing prominent yellowish ribs and veins.
- The flowers are born on inflorescences which appear in the axils of the leaves.
- Generally, the fruit is neck-like, round or long, and may contain more than 1900 seeds.
- The skin is smooth and green, but turns yellow or orange.

**Medicinal Uses** –

- Papaya increases appetite and stomach.
- Keeps the liver disease free and gives relief from diseases like jaundice.
- Papaya is rich in fiber which helps in lowering cholesterol.
- Papaya used for weight loss.
- The medicinal properties found in papaya are beneficial for eye protection.
- Relieves pain during periods.
- Useful in boosting immunity.
- Consumption of papaya protects against heart diseases.
- Asthmatic patients should consume papaya, papaya is useful for that.

**Submitted By** – Miss Kiranwar Parveen  
**Serial Number** –  
**Father's Name** – Mr. Amraz Khan  
**Class** – B.Sc. 1<sup>st</sup> Year Biology

**Site Url** –  
<http://www.internationaljournalofscience.com>




Botanical Name – *Musa paradisiaca*

Common Name – Banana

Family – Musaceae

Morphological Characters –

- The banana is a tree-like perennial herb. It is an herb.
- It is an herb because it does not have woody tissues and the fruit-bearing stem dies down after the growing season.
- It is a perennial because suckers, shoots arising from lateral buds on the rhizome, take over and develop into fruit-bearing stems.
- This is the stem of a banana plant. You can tell it is the stem because the sprout is growing vertically from a singular node.
- Sucker or “daughter” plant growing horizontally from rhizome.
- Female flowers emerging from inflorescence and developing fruit.
- Close up of an banana inflorescence. The “bud” or ped- part holds the male organs.

Medicinal Uses –

- low levels of potassium in the blood (hypokalemia), constipation, and diarrhea.
- Banana leaves have been used conventionally as wound dressing material in India as part of an ancient medical practice.
- Bananas are a healthy source of fiber, potassium, vitamin B6, vitamin C, and various antioxidants and phytonutrients.
- Banana is great for your skin as well as your overall health.
- But you might not know that a banana a day keeps high blood pressure at bay.
- The more potassium you eat, the more sodium your body gets rid of.
- enjoy bananas during your periods and keep those period problems at bay.

*[Signature]*

Submitted By – Miss Khushi Verma

Serial Number –

Father's Name – Mr. Jyoti Verma

Class – B.Sc. II<sup>nd</sup> Year Biology

Page No –

<https://studycart24.com/>



Botanical Name - *Zingiber officinale*, Rosaceae  
Common Name - Ginger  
Family - Zingiberaceae

#### Morphological Characters -

- It is a herbaceous perennial plant that grows up to 1 meter high.
- The leaves grow in an alternate manner and are long and strap-like in nature.
- It produces white and pink clusters of flowers that give rise to yellow berries or fruits.
- The flowers are arranged in a cyme-like spike that is covered with bracts.
- It is a monocotyledonous plant.
- The underground stem, modification of stem, is a rhizome that is widely used as a spice.
- The rhizome is partially branched and bears leafy shoots. The leafy shoots are a pseudostem formed from the leafy sheaths and bears 8-12 deciduous leaves.
- The inflorescence arises directly from the rhizome.

#### Medicinal Uses -

- Ginger rhizome is a rich source of zingiberone, a compound, gingerols, and shogaols.
- These phytochemical components give it antispasmodic, anti-inflammatory, antitumor, and antiemetic properties.
- Ginger may have anti-bacterial, anti-fungal, and anti-viral activities. The growth inhibition of various microbes may be attributed to biological mechanisms, including the suppression of the biofilm formation that is integral to antimicrobial resistance.
- The leaves containing gingerol against cardiovascular diseases like stroke and coronary heart disease may have been discovered.
- Ginger may be effective in managing migration and the associated symptoms of headache and nausea.
- Ginger may have shown its efficacy in the management of nausea and vomiting during pregnancy as well as chemotherapy-induced nausea and vomiting.
- The phenolic compounds of ginger may have demonstrated the liver-protecting effects in terms of enhancing small liver functioning.
- Ginger might have displayed significant effects in relieving primary pain.

Submitted By - Miss Chinnal  
Serial Numbers -  
Father's Name - Mr. Laxman  
Class - B.Sc. II<sup>nd</sup> Year Microbiology

Site Use -  
<https://www.wikidoc.org/wiki/Zingiber>



Botanical Name - *Ocimum sanctum* L.  
Common Name - Basil (Tulsi)  
Family - Lamiaceae

#### Morphological Characters -

- This Basil is a perennial herb that grows to a height of 70-80 cm. It has a square stem and opposite leaves.
- The leaves are elliptical to lanceolate, with serrated margins and are slightly aromatic and similar to those of lemon grass.
- They also have a faint and spicy fragrance and are covered with a sticky substance.
- When the plant matures, spikes of flowers develop from the leafy sheaths at the top of the herbaceous stem.
- The flowers are small, tubular, and white or light pink.
- These flowers are small, tubular, and white or light pink.
- These flowers are small, tubular, and white or light pink.

#### Medicinal Uses -

- This Basil is an herb. People often mistake it for the flowers, leaves, and seeds.
- This Basil is commonly used for many uses, such as common cold, fever, and various digestive problems.
- This Basil is used to treat many ailments, such as cold, fever, and various digestive problems.
- This Basil is used to treat many ailments, such as cold, fever, and various digestive problems.
- This Basil is used to treat many ailments, such as cold, fever, and various digestive problems.
- This Basil is used to treat many ailments, such as cold, fever, and various digestive problems.
- This Basil is used to treat many ailments, such as cold, fever, and various digestive problems.

Submitted By - Miss Jagriti Taneja  
Serial Numbers -  
Father's Name - Mr. Prashant Ravi Taneja  
Class - B.Sc. II<sup>nd</sup> Year Biology

Site Use -  
<https://www.wikidoc.org/wiki/Ocimum>



Botanical Name - *Cucumis Anguria* L.  
Common Name - Watermelon  
Family - Cucurbitaceae

#### Morphological Characters -

- The fruit is a large, elongated, cylindrical fruit that is covered with a thick, green, bumpy rind.
- The fruit is a large, elongated, cylindrical fruit that is covered with a thick, green, bumpy rind.
- The fruit is a large, elongated, cylindrical fruit that is covered with a thick, green, bumpy rind.
- The fruit is a large, elongated, cylindrical fruit that is covered with a thick, green, bumpy rind.
- The fruit is a large, elongated, cylindrical fruit that is covered with a thick, green, bumpy rind.
- The fruit is a large, elongated, cylindrical fruit that is covered with a thick, green, bumpy rind.
- The fruit is a large, elongated, cylindrical fruit that is covered with a thick, green, bumpy rind.

#### Medicinal Uses -

- Watermelon is used as a food medicine for rheumatoid arthritis, chronic kidney disease, hypertension, diabetes, stroke, and liver disease.
- Watermelon is used as a food medicine for rheumatoid arthritis, chronic kidney disease, hypertension, diabetes, stroke, and liver disease.
- Watermelon is used as a food medicine for rheumatoid arthritis, chronic kidney disease, hypertension, diabetes, stroke, and liver disease.
- Watermelon is used as a food medicine for rheumatoid arthritis, chronic kidney disease, hypertension, diabetes, stroke, and liver disease.
- Watermelon is used as a food medicine for rheumatoid arthritis, chronic kidney disease, hypertension, diabetes, stroke, and liver disease.
- Watermelon is used as a food medicine for rheumatoid arthritis, chronic kidney disease, hypertension, diabetes, stroke, and liver disease.
- Watermelon is used as a food medicine for rheumatoid arthritis, chronic kidney disease, hypertension, diabetes, stroke, and liver disease.

Submitted By - Miss Nisha Sankar  
Serial Numbers -  
Father's Name - Mr. Gokul Nath Sankar  
Class - B.Sc. II<sup>nd</sup> Year Biology

Site Use -  
<https://www.wikidoc.org/wiki/Cucumis>



Botanical Name - *Withania somnifera* (L.) Dunal  
Common Name - Ashwagandha  
Family - Solanaceae

#### Morphological Characters -

- The leaves are in an alternate manner opposite to flowering shoots, simple, prominently serrated, are slightly serrated, measured from 5-10 cm long, elliptical, normally broadly ovate or orbiculate, 5-10 cm long and 2-3 cm broad.
- This species is a shrub, bushy, growing 10-20 cm (3-10 ft) tall. Perennial branches extend radially from a central stem.
- It is generally referred to as an indigenous, growth, and shrub of the Indian subcontinent.
- The flowers are small, green, and tubular.
- The fruit is a small, green, and tubular.
- Withania is a small, green, and tubular.
- Withania is a small, green, and tubular.
- Withania is a small, green, and tubular.

#### Medicinal Uses -

- It is a herbaceous, woody, stem and small seedlings are medicinal, and it is known.
- The plant is used for the treatment of various diseases, such as diabetes, hypertension, and various other diseases.
- The leaves and seeds of the plant are used for the treatment of various diseases, such as diabetes, hypertension, and various other diseases.
- The leaves are used for the treatment of various diseases, such as diabetes, hypertension, and various other diseases.
- The leaves are used for the treatment of various diseases, such as diabetes, hypertension, and various other diseases.
- The leaves are used for the treatment of various diseases, such as diabetes, hypertension, and various other diseases.
- The leaves are used for the treatment of various diseases, such as diabetes, hypertension, and various other diseases.

Submitted By - Miss Shreya Yadav  
Serial Numbers -  
Father's Name - Mr. Indrajit Singh Yadav  
Class - B.Sc. II<sup>nd</sup> Year Biology

Site Use -  
<https://www.wikidoc.org/wiki/Withania>



Botanical Name - *Trigonotis foetida* (L.)  
Common Name - Basil  
Family - Yolk grass

#### Morphological Characters -

- The plant is a small, green, and tubular.
- The plant is a small, green, and tubular.
- The plant is a small, green, and tubular.
- The plant is a small, green, and tubular.
- The plant is a small, green, and tubular.
- The plant is a small, green, and tubular.
- The plant is a small, green, and tubular.

#### Medicinal Uses -

- It is a herbaceous, woody, stem and small seedlings are medicinal, and it is known.
- The plant is used for the treatment of various diseases, such as diabetes, hypertension, and various other diseases.
- The leaves and seeds of the plant are used for the treatment of various diseases, such as diabetes, hypertension, and various other diseases.
- The leaves are used for the treatment of various diseases, such as diabetes, hypertension, and various other diseases.
- The leaves are used for the treatment of various diseases, such as diabetes, hypertension, and various other diseases.
- The leaves are used for the treatment of various diseases, such as diabetes, hypertension, and various other diseases.
- The leaves are used for the treatment of various diseases, such as diabetes, hypertension, and various other diseases.

Submitted By - Miss Lohita Nair  
Serial Numbers -  
Father's Name - Mr. Dhanu Singh Nair  
Class - B.Sc. II<sup>nd</sup> Year Biology

Site Use -  
<https://www.wikidoc.org/wiki/Trigonotis>



Botanical Name - *Catalpa pinnatifida* L.  
Common Name - Ashoka  
Family - BIGNONIACEAE

#### Morphological Characters -

- It is a large, woody, stem and small seedlings are medicinal, and it is known.
- The plant is used for the treatment of various diseases, such as diabetes, hypertension, and various other diseases.
- The leaves and seeds of the plant are used for the treatment of various diseases, such as diabetes, hypertension, and various other diseases.
- The leaves are used for the treatment of various diseases, such as diabetes, hypertension, and various other diseases.
- The leaves are used for the treatment of various diseases, such as diabetes, hypertension, and various other diseases.
- The leaves are used for the treatment of various diseases, such as diabetes, hypertension, and various other diseases.
- The leaves are used for the treatment of various diseases, such as diabetes, hypertension, and various other diseases.

#### Medicinal Uses -

- It is a herbaceous, woody, stem and small seedlings are medicinal, and it is known.
- The plant is used for the treatment of various diseases, such as diabetes, hypertension, and various other diseases.
- The leaves and seeds of the plant are used for the treatment of various diseases, such as diabetes, hypertension, and various other diseases.
- The leaves are used for the treatment of various diseases, such as diabetes, hypertension, and various other diseases.
- The leaves are used for the treatment of various diseases, such as diabetes, hypertension, and various other diseases.
- The leaves are used for the treatment of various diseases, such as diabetes, hypertension, and various other diseases.
- The leaves are used for the treatment of various diseases, such as diabetes, hypertension, and various other diseases.

Submitted By - Anjali Bhattacharjee  
Serial Numbers -  
Father's Name - Mr. Upendra K. Bhattacharjee  
Class - B.Sc. II<sup>nd</sup> Year Bio

Site Use -  
<https://www.wikidoc.org/wiki/Catalpa>



Botanical Name - *Zingiber officinale*, Rosaceae  
Common Name - Ginger  
Family - Zingiberaceae

#### Morphological Characters -

- It is a herbaceous perennial plant that grows up to 1 meter high.
- The leaves grow in an alternate manner and are long and strap-like in nature.
- It produces white and pink clusters of flowers that give rise to yellow berries or fruits.
- The flowers are arranged in a cyme-like spike that is covered with bracts.
- It is a monocotyledonous plant.
- The underground stem, modification of stem, is a rhizome that is widely used as a spice.
- The rhizome is partially branched and bears leafy shoots. The leafy shoots are a pseudostem formed from the leafy sheaths and bears 8-12 deciduous leaves.
- The inflorescence arises directly from the rhizome.

#### Medicinal Uses -

- Ginger rhizome is a rich source of zingiberone, a compound, gingerols, and shogaols.
- These phytochemical components give it antispasmodic, anti-inflammatory, antitumor, and antiemetic properties.
- Ginger may have anti-bacterial, anti-fungal, and anti-viral activities. The growth inhibition of various microbes may be attributed to biological mechanisms, including the suppression of the biofilm formation that is integral to antimicrobial resistance.
- The leaves containing gingerol against cardiovascular diseases like stroke and coronary heart disease may have been discovered.
- Ginger may be effective in managing migration and the associated symptoms of headache and nausea.
- Ginger may have shown its efficacy in the management of nausea and vomiting during pregnancy as well as chemotherapy-induced nausea and vomiting.
- The phenolic compounds of ginger may have demonstrated the liver-protecting effects in terms of enhancing small liver functioning.
- Ginger might have displayed significant effects in relieving primary pain.

Submitted By - Miss Pooja Deshmukh  
Serial Numbers -  
Father's Name - Mr. Ramesh Lal Deshmukh  
Class - B.Sc. II<sup>nd</sup> Year Biology

Site Use -  
<https://www.wikidoc.org/wiki/Zingiber>



Botanical Name - *Andrographis indica* A. 1946  
Common Name - Neri  
Family - Melastomaceae

#### Morphological Characters -

- The plant is a small, green, and tubular.
- The plant is a small, green, and tubular.
- The plant is a small, green, and tubular.
- The plant is a small, green, and tubular.
- The plant is a small, green, and tubular.
- The plant is a small, green, and tubular.
- The plant is a small, green, and tubular.

#### Medicinal Uses -

- Andrographis indica, commonly known as Neri, has attracted worldwide attention in recent years, owing to its wide range of medicinal properties.
- Neri has been extensively used in Ayurveda, Unani and Homoeopathic medicine and has become a source of modern medicine.
- Neri contains a vast array of biologically active compounds that are chemically diverse and structurally complex.
- More than 140 compounds have been isolated from different parts of Neri. All parts of the Neri tree - leaves, flowers, seeds, roots and bark have been used extensively for the treatment of inflammation, infection, fever, skin diseases and dental diseases.
- The medicinal uses have been described especially for Neri leaf.
- Neri leaf and its constituents have been demonstrated to exhibit immunomodulatory, anti-inflammatory, antiproliferative, antitumor, antimicrobial, antifungal, antibacterial, antiviral, antidiabetic, antihypertensive, and various other properties.

Submitted By - Miss Gurpreet Chaudhary  
Serial Numbers -  
Father's Name - Mr. Gurpreet Chaudhary  
Class - B.Sc. II<sup>nd</sup> Year Industrial Microbiology

Site Use -  
<https://www.wikidoc.org/wiki/Andrographis>



Botanical Name - *Swerdia Peruviana* L.  
Common Name - Chirayita  
Family - Gentianaceae

#### Morphological Characters -

- The plant is a small, green, and tubular.
- The plant is a small, green, and tubular.
- The plant is a small, green, and tubular.
- The plant is a small, green, and tubular.
- The plant is a small, green, and tubular.
- The plant is a small, green, and tubular.
- The plant is a small, green, and tubular.

#### Medicinal Uses -

- Swerdia Peruviana is a bitter tonic, carminative, laxative, anti-pyretic, febrifuge, anti-periodic, anti-inflammatory, stomachic, and antihelmintic.
- It is used in treating piles, skin diseases, ulcers, and diabetes.
- It is also used against asthma and liver disorder.
- If taken with sandal wood paste, it stops internal haemorrhage of stomach.
- Swerdia is used in Indian Ayurvedic Herbal System to cure Fever as in English medicine Chirayita, Maha Chirayita, Chirayita and Tibetan folk medicine.
- It is ingredients of Ayurvedic preparation "Sudarshan Powder" Used in chronic fever.
- It is a remedy for scanty urine and also used in epilepsy.

Submitted By - Miss Mitul Bhattacharya  
Serial Numbers -  
Father's Name - R.K. Bhattacharya, B.Sc. II<sup>nd</sup> Year Biology

Site Use -  
<https://www.wikidoc.org/wiki/Swerdia>





**Botanical Name** – *Cymbopogon schoenanthus* (L.) Spreng.

**Common Name** – Lemon grass

**Family** – Poaceae

**Morphological Characters** –

- Grasses grow to about 1 meters (3-12 feet) and have fragrant blue stems.
- These species are cited for the production of citreosol oil, which is used in soaps, as an insect repellent.
- In the present work, essential oil of 3,7-dichloro-2,6-isodienol (linalol) is hydrodistilled from lemon grass in the laboratory.
- 3,7-dichloro-2,6-isodienol acetate (citral acetate) are synthesized from citral along with pure toluene as solvent in a condenser.
- Lemon Grass plant that you see likely to be *Isandras* or *Isandras* and does not typically flower or flowering branches are rarely found.
- Inflorescence are 10-15 cm long and nodding the partial inflorescence are pointed racemes of spikelets subtended by bracts.
- They contained simple, bluish green leaves with entire margins and no trace of hairs.
- The blades tend to be 12-16 inch long.





**Medicinal Uses** –

- **perforate, flaccid, for** leafy lemon oil and has strong antimicrobial qualities. lemon squashes (DE) and **oil chromatography (GC)** were conducted for isolation of chemical constituents present in essential oil and acetate of lemon grass.
- **Stimulates** lemon grass is a good source of vitamin A and C, folic acid, magnesium, zinc, copper, iron, potassium, calcium and manganese.
- **Lemon grass oil** is hydrodistilled and IR and GC are conducted to verify its constituents.
- In India, C. citratus is used as a repellent for ticks and parasites.
- C. citratus is considered as a safe anxiety to Brazilian folk medicine, but a mild to human blood is sufficient.
- The tea caused a decrease of cortisol hormone in one case.
- In the Caribbean, the tea is now brewed and consumed to boost immunity.
- It is called "Tangail" in the Philippines, where it is believed that it has health benefits for the liver and the kidneys.

Reviewed by:

Prof. Vijay Kumar

**Botanical name:** *Phytolacca* **Other names:** L.

**Common name:** - Plantain

**Family:** - Onagraceae

**Medicinal uses:**

- The leaves are fragrant with a flow to eight lobes and parallel with an average oval shape, they are produced in clusters of four to seven together with individual flowers appearing at dusk and lasting at dawn.
- Another subspecies from the south of the island called *Phytolacca* has yellowish fruit, that is a compressed spherical capsule.
- *Phytolacca* stems are 3 to 5 dm in height, a erect herb growing to 10 to 150 cm tall with shiny grey bark.
- Botanical properties: 4 angled, leafy, square, glabrous, densely pubescent or hairy, carinate, smooth, base rounded, stem 4 to 6 dm in diameter, the leaves are alternate, 4 to 6 lobed, corolla tube cylindrical, orange red, with 5 to 6 lobes (containing a single seed).
- Calyx tube short, elongated, 4 to 6 lobed, corolla tube cylindrical, orange red, with 5 to 6 lobes (containing a single seed).
- The flowers are opposite, single, 0.12 cm (0.4-0.7 in) long and 0.4-0.5 cm (0.2-0.2 in) broad, with 5 to 6 lobes (containing a single seed).
- Aerial, subterranean, whole, seed, medicinal, useful. It is together as being anti-inflammatory substances arranged in various parts.

**Medicinal use:**

- *Phytolacca* stems are used in the form of juice and infusion.
- *Phytolacca* is a wonderful plant in medicine particularly known for its antitumor and cancer, anti-inflammatory, medicinal properties, it has become a medicinal plant for research.
- From North to the south, the whole *Phytolacca* plant is very useful for treating febrile diseases, it is known to improve the function of muscle and reduce the symptoms of rheumatism.
- In medicine *Phytolacca* has been used to treat a different kind of fever, cough, asthma, acute inflammation.
- This root, extracts, whole flower seeds, stem bark for genetic manipulation and regulatory compounds.
- This traditional medicinal plant has numerous health benefits from observing past to reflecting here.
- The leaves, juice is bitter and weak in a little.
- This leafy or deciduous is useful for arthritis, osteoporosis, acute inflammation, leukemia, etc.

**Serial Numbers:**

Fisher's, Hanes, Felix Fisher

Class - B-48" Years Backlog

Site url:

[https://en.wikipedia.org/wiki/Phytolacca\\_alba](https://en.wikipedia.org/wiki/Phytolacca_alba) **Other notes:**

**Botanical Name – Asparagus L.**  
**Common Name – Shaveal**  
**Family – Asparagus**  
**Morphological Characters –**

- Asparagus aduncatus is a sub erect or steepled prickly shrub.
- It produces white tubercles roots.
- There is tall, sub erect, stem, smooth, white and much branched.
- Branchlets are ascending, arching, hairy, grooved and straight.
- The spines are minutely scabrid.
- The stems are 1.2 m long, stout and straight.
- The cladodes are in threes, slender, filiform & soft.
- Cladobasal has small grey-greenish to greyish blue (phyllocladous) branches that are uniform and shiny glaucous.

**Medicinal Uses –**

**Rheumatic Cholesterol**  
 Shaveal root powder has various compounds like saponins, flavonoids and ascorbic acid which increases the excretion of cholesterol.

**Diuretic**  
 Shaveal is Diuretic in nature which means that regular consumption of asparagus can help improve the volume and frequency of urination.

**Treats Diabetes**  
 Shaveal is an age-old remedy to treat diabetes.

**Aids Digestion**  
 One of the Shaveal benefits include enhancing digestion. Asparagus improves digestion by increasing the activity of digestive enzymes lipase and amylase.

**Treats Kidney Stones**  
 Owing to Shaveal's diuretic properties, it can prove useful in relieving kidney stones.

**Boosts Immunity**  
 Shaveal roots contain saponin which is a potent agent for stimulating immune cells. Asparagus flavonoids improve body's resistance against disease-causing agents.

**Female Reproductive System**  
 Shaveal's main compounds are saponins that help regulate uterine. This modulation helps in control menstrual cycles, manage PMS symptoms, ease menstrual cramps and control the amount of blood loss.

Submitted By – Miss Bhanu  
 Father's Name – Mr. Tuti Das  
 Class – B.Sc. II<sup>nd</sup> Year Microbiology  
 Site Url – <https://www.researchgate.net/publication/336942162>

**Botanical Name:** *Withania somnifera* (L.) Dunal

**Common Name:** Ashwagandha

**Family:** SOLANACEAE

**Morphology Character:**

- Withania is a small or medium undershrub, 30-110 cm height, erect, grayish, branching perennial, with strong disagreeable odour like horse's urine.
- Withania possesses a small stemless 1 m or 2 m height sapling. Absence the complete plant is covered and surrounded with very short, stout, stiff, branched hairs and yellow juice in exudate.
- The stems of Withania are brownish black, yellow and stout. Ashwagandha leaves are absent or few on lower part of stem.
- The leaves are in an alternate manner opposite on flowering stalks, simple, pinnately winged, margins are slightly serrate, narrowed into the 3-20 cm long petioles, normally broadly ovate or elliptic, 10-30 cm long and 2.5-10 cm broad.
- It is generally referred to as sulfate-containing herb, grayish, outer shade of 20, 15 cm high with long woody taproot system.
- Flowers are generally small, pendulous, milky, monocotyledon or bisexual and solitary or in less-flowered cymes. Stems are normally hairy, deced, antherium and yellow.
- The corolla is tubular, symmetrically campanulate, 5-8 cm long and light yellow to yellow-green in colour.
- Ashwagandha fruit is usually a round blackberry, 5-8 mm across, orange-red to red in ripened condition and is developed by the enlarged calyx.

**Medicinal uses:**

- Ashwagandha is perhaps best known for its ability to reduce stress. It's classified as an adaptogen, a substance that helps the body cope with stress.
- Ashwagandha have beneficial effects on athletic performance and may be a worthwhile supplement for athletes.
- Ashwagandha help reduce symptoms of other mental health conditions, including depression, to certain populations.
- Ashwagandha supplements have been shown in some studies to benefit male fertility and increase testosterone levels.
- Ashwagandhas have been beneficial for people with diabetes or high blood sugar levels.
- Ashwagandha contains compounds, including Ws, that may help reduce inflammation in the body.
- Many people take ashwagandha to promote restful sleep, and some evidence suggests it can help with sleep issues.

**Serial No.:** 20240901

**Submitted By:** Shriyansh Shari

**Teacher's Name:** Mt. Lakshmi Ram Shari

**Class:** D. Sc. III<sup>rd</sup> year Microbiology

**Index:** [https://link.ipedia.org/wiki/Withania\\_somnifera](https://link.ipedia.org/wiki/Withania_somnifera)



**Botanical Name** - *Trachytarum asiatic* (L.) Sprengers ex Turczell

**Common Name** - **Ajwain**

**Family** - **Umbelliferae**

**Morphological Characters** -

- Ajwain's small, oval-shaped, seed-like fruits are pale brown subglobose, which resemble the seeds of other plants in the family Apiaceae such as caraway, cumin and fennel.
- They have a bitter and pungent taste, with a flower similar to minor and major.
- They smell almost similar like *Hyoscyamus* because they also contain dyosgenin, but they are more aromatic and less taste in taste, as well as being somewhat bitter and pungent.
- From a small number of fruits seeds to determine the flavor of a dish.
- **Characterology** Color - characteristic light blue - white, color - the seeds are small grey - green, Surface - Ajwain is a small, oval, smooth shell with soft grey hairs. Oil - characteristic yellow - brownish liquid color - characteristic color - Sharp hot taste (part) and the part used of the plant is the seed or fruit.
- Ajwain originated in middle East, possibly in Egypt. It is now primarily grown and used in the Indian subcontinent, notably in Iran, Egypt and Pakistan.

**Medicinal Uses** -

- The fruits are gently sweet-tart, they are commonly dried, roasted or fried in ghee (clarified butter).
- This allows the spice to develop a strong taste and complex aroma.
- It is widely used in the cuisine of the Indian subcontinent, often as part of a chicken curry called a *karahi*, it is eaten or used - sometimes, with a little chopped garlic or onion - fried in oil or clarified butter, which is used to flavor a dish at the end of cooking.
- It is also an important ingredient in the herbal medicine *panchagutt*.
- In Afghanistan, the fruits are powdered over bread and meats.
- Certain applications of ajwain include incorporating the seeds in specific types of incense, such as *dhupa* and *perfumes*.
- The seeds can also be used as a natural whitening white stain with lemon juice and black pepper and their dried. In the seeds, can clearly be traced a good influence in hot tea.

(Note)

**Subsidiary By** - **Dr. Vikas Mishra**

**Editorial Staff:**

**Editor** - **Dr. N. S. - Mr. Dhruvendra Mishra**

**Editor - B.Sc. III<sup>rd</sup> Year Biology**

Page 110 of 110 | [www.biologypage.com](http://www.biologypage.com) | Page 110 of 110

[illegible]

Botanical Name – *Physalis peruviana* L.  
Common Name – *Bell*  
Family – *Physalis*

**Morphological Characters –**

- The bracteoles are not glabrous or finely pubescent, 10–20 cm (3.9–7.9 ft) long, usually densely pubescent.
- The stem is small to medium in size, reaching 1–8 m (3 ft – 26 ft 3 in) in height.
- The flowers are greenish-yellow. The fruit is nearly spherical, light greenish-yellow, quite smooth and hard on appearance, with no vertical stripes or furrows.
- The fruit is up to 25 mm (1 in) in diameter and, while the fruit of wild plants weigh approximately 5.5 g, cultivated fruits average 28.4 g to 56 g.
- The leaves are small, subsessile and closely set along bracteoles, light green, resembling citrus leaves.
- The taste of Indian bell is sour, bitter and astringent, and it is quite fibrous.
- Ripening in autumn, the berries are harvested by hand after climbing to upper branches bearing the fruits.

**Medicinal Uses –**

- All parts of the plant are used in various Ayurvedic medicine, herbal preparations, including the fruit, seed, leaves, root, bark and flowers.
- In traditional Indian medicine, dried and fresh fruits of the plant are used.
- In Ayurveda, *amla* fruit is sour (*amla*) and astringent (*ushnya*) in taste (*rasa*), with sweet (*madhura*), bitter (*tikta*) and pungent (*katu*) secondary tastes (*virasas*).
- Its qualities (*gunas*) are light (*laghu*) and dry (*ruksha*), the pitta-negating effect (*upaka*) to sweet (*madhura*) and its energy (*virya*) is cooling (*shita*).
- Commonly used in teas, champans and hair oils, the high tannin content of Indian gooseberry fruit serves as a mordant for fixing dyes in fabrics.
- In Ayurvedic polyherbal formulations, Indian gooseberry is a common constituent, and most notably is the primary ingredient in an ancient herbal rasayana called Chyawanprash.

Submitted By – Miss C.H. Rohi *Rohi*  
Serial Numbers –  
Father's Name – Mr. C.H. Ramamurthy  
Class – B.Sc. III<sup>rd</sup> Year Biology  
In Use –  
<https://www.botanica.uni-wien.ac.at/physalis-peruviana-en/2016>

**Botanical Name –** *Kalanchoe pinnatifida* (Lam.) Pers.

**Common Name –** Pothoscharita

**Family –** Crassulaceae

**Morphological Characters –**

- Stems at the base of the stem, the leaves are imbricate at the top, 10-30 cm x 4-7 cm long, with more than five pairs of deeply lobed lobes.
- The leaves of this species are thick, fleshy, rounded, with a smooth or pointed margin, often reddish.
- The leaves are remarkable for their ability to produce tubercles. At their ends, some and leaves
- When the plantlets fall to the ground, they root and can become larger plants.
- The internal inflorescence is a panicle, with many pendulous, orange flowers.
- The calyx is formed of a long tube, red at the base, veined with yellowish green (or green) spotted with reddish brown), with five very small triangular lobes at the end of the tube.
- The corolla has five corolla, slightly fused together in the center, with slender lobes.
- It is yellowish in color with red-purple streaks. The eight stamens, each about 1 cm (1.6 in) long, are in two whorls, welded on the corolla.




---

**Medicinal Uses –**

- Leaves are washed in water and then used as shampoo. It acts as a hair conditioner enhancer.
- The leaf juice of Pothoscharita is used to treat eczema skin for its health benefits.
- The juice made from this plant is used to treat diarrhea, dysentery, cholera, intestinal parasites, typhoid and fever.
- Leaf juice with added salt, is used as a treatment for colds, coughs, gripes, loose intestines and tooth aches.
- It is used as a local medicine to treat dizziness, apoplexy, headache, etc.
- The leaves of this plant are rinsed with salt and applied as poultice to the stomach to relieve spasms (colic), hiccups, burning sensation while urinating).
- Dried leaves can be ingested as powder in doses.
- Fresh leaves are crushed and then applied in burns; blisters and ulcers are used as oint; as a treatment for headache; as a remedy for ringworm; or placed on the sole of the foot to stop bleeding.
- You can drink the juice if it is mixed by combining it with warm water.



Submitted By – Miss Sujana Nele

Serial Number –

Father's Name – Mr. Premal Nihalad

Class – B.Sc. III<sup>rd</sup> Year Biology

Site Use –

[https://ia8.mshcdn.com/wiki/Kalanchoe\\_pinnatifida](https://ia8.mshcdn.com/wiki/Kalanchoe_pinnatifida)



**Botanical Name – *Swerettia Peruviana* L.**

**Common Name – Chirayata**

**Family – Gentianaceae**

**Morphological Characters –**

- Fruits of genus *Platanus* are sometimes considered part of this genus, sometimes as a separate genus, and sometimes as a synonym.
- *Swerettia* is a genus in the gentian family containing plants sometimes referred to as the false-erect.
- Some species bear very showy purple and blue flowers. Many members of this genus have medicinal and cultural purposes.
- Chirayata is an erect, annual, branched herb, up to 1.5 m high.
- Stem is robust and cylindrical below, but four-angled upwards.
- Leaves are broadly lanceolate, opposite, sessile, about 10 cm long, acute at tip, and five-nerved.
- Inflorescence is a large leafy panicle. Flowers are numerous, greenish yellow, and tinged with purple.
- Sepals and petals are four in number.
- Each petal lobe has a pair of green, honey-secreting glands.
- Capsules are minute, ovate, about 6 mm in diameter, and sharp pointed.
- Seeds are smooth and many angled.

**Medicinal Uses –**

- *Swerettia chirayata* is a bitter tonic, carminative, laxative, anti-pyretic, febrifuge, anti-periodic, anti-inflammatory, stomachic, and anti-helmintic.
- It is used in treating piles, skin diseases, ulcers, and diabetes.
- It is also used against asthma and liver disorder.
- If taken with sandal wood paste, it is stops internal haemorrhaging of stomach.
- *Swerettia* is used in Indian Ayurvedic Herbal System to cure Fever as in *Laghu sudarshan churna*, *Maha sudarshan Churna* and in Tibetan folk medicine.
- It is ingredients of Ayurvedic preparation “Sudarshan Powder” Used in chronic fever.
- It is a remedy for scanty urine and also used in epilepsy.

Submitted By – Mrs. Mink Bhattacharya,

Father Name – R.K. Bhattacharya, B.Sc. 11<sup>th</sup> Year Biology







**Botanical Name:** *Thymus cordifolia* (Thunb.) Murr.  
**Common Name:** Giloy  
**Family:** *Verbenaceae*

**Morphological Characters:-**

- It is a large, deciduous, extensively spreading, climbing vine with several thymoid trailing branches.
- It gets its name from the fact that its leaves resemble those of the rock-rose. Leaves are broadly ovate to ovate cordate, 10-20 cm (4-8 in) long and 5-15 cm (2-6 in) wide, with serrated margins and deeply cordate or lobed venation, pubescent above, which sometimes with a prominent midrib venation.
- Leaves are deeply, alternate, and opposite with long petioles up to 15 cm (6 in) long which are rounded and pubescent, both at the base and apex with the base one longer and twisted partially and half way around.
- Fruits aggregate in clusters of one to three. They are round, mostly drupelets on thick stalks with sub terminal style, more or less orange colored.
- Flowers are axillary, small, on separate plants and appearing when the plant is leafless, greenish-yellow in color and axillary.
- Male flowers are clustered, but female flowers are axillary, solitary. It has six sepals in two rows of three each. The outer ones are smaller than the inner.
- It has six petals which are smaller than sepals, oblong, and bicolorous.

**Medicinal Uses:-**

- Giloy is a tonic and has antiseptic, diuretic, and aphrodisiac properties.
- It is a valuable plant in material and chronic fever.
- It is also a liver tonic.
- The plant is good in general debility, loss of appetite, fever, urinary disorders, diabetes, dysmenorrhea, and dyspepsia.
- Fresh plant is more effective than dried plant.
- In Ayurveda, Giloy is known as a "Madhuranjan" which means "sweetener of sugar". It helps to enhance the production of insulin which directly controls the blood sugar levels.
- Giloy is an excellent remedy to reduce mental stress and anxiety. It calms down your brain.
- Giloy is very effective to improve eyesight when applying topically. It is usually used in Panchakarma.

Submitted By - Miss Bhushika Singh  
 Serial Numbers -  
 Father's Name - Mr. Chandan Kumar Baid  
 Class - B.Sc. III<sup>rd</sup> Year (IMD)  
 Date -  
[https://www.wikipedia.org/wiki/Thymus\\_cordifolia](https://www.wikipedia.org/wiki/Thymus_cordifolia)

**Botanical Name:** *Albizia lebbek* L.  
**Common Name:** Andro  
**Family:** *Mimosaceae*

**Morphological Characters:-**

- The branches are not glabrous or finely pubescent, 10-20 cm (3.9-7.9 in) long, usually divaricate.
- The tree is small to medium in size, reaching 1-8 m (3.3-26.2 ft) in height.
- The flowers are greenish-yellow. The fruit is usually spherical, light greenish-yellow, quite smooth and hard on appearance, with six vertical stripes or furrows.
- The fruit is up to 20 cm (8 in) in diameter, and while the fruit of wild plants is large, approximately 5-8 g, cultivated fruits average 28.4 g to 56 g.
- The leaves are simple, alternate and closely set along branches, light green, resembling parrot's leaves.
- The taste of Indian citrus is sour, bitter and astringent, and it is quite fibrous.
- Regarding to nature, the berries are harvested by hand after climbing or using branches breaking the fruits.

**Medicinal Uses:-**

- All parts of the plant are used in various Ayurvedic medicine, herbal preparations, including the fruit, seed, leaves, root, bark and flowers.
- In traditional Indian medicine, dried and fresh fruits of the plant are used.
- According to Ayurveda, andro fruit is sour (acidic) and sweet (madhura) in taste (rasa), with sweet (madhura), bitter (tikta) and pungent (katu) secondary tastes (virgata).
- Its qualities (guna) are light (laghu) and dry (ushna), the postdigestion effect (vipaka) is sweet (madhura) and its energy (virya) is cooling (shita).
- Commonly used in leish, rheumatism and bone pain, the high tannin content of Indian gooseberry fruit serves as a mordant for dying dyes to fabrics.
- In Ayurvedic polyherbal formulations, Indian gooseberry is a common constituent, and most notably in the primary ingredient in an ancient herbal remedy called Chawanprash.

Submitted By - Miss Bhushika Singh  
 Serial Numbers -  
 Father's Name - Mr. Chandan Kumar  
 Class - B.Sc. III<sup>rd</sup> Year Bio  
 Date -  
[https://www.wikipedia.org/wiki/Albizia\\_lebbek](https://www.wikipedia.org/wiki/Albizia_lebbek)

**Botanical Name:** *Thymus cordifolia* (Thunb.) Murr.  
**Common Name:** Andro  
**Family:** *Verbenaceae*

**Morphological Characters:-**

- The tree is small to medium in size, reaching 1-8 m (3.3-26.2 ft) in height.
- The branches are not glabrous or finely pubescent, 10-20 cm (3.9-7.9 in) long, usually divaricate.
- The leaves are simple, alternate, and closely set along branches, light green, resembling parrot's leaves.
- The flowers are greenish-yellow. The fruit is usually spherical, light greenish-yellow, quite smooth and hard on appearance, with six vertical stripes or furrows.
- The fruit is up to 20 cm (8 in) in diameter, and while the fruit of wild plants is large, approximately 5-8 g, cultivated fruits average 28.4 g to 56 g.
- Regarding to nature, the berries are harvested by hand after climbing or using branches breaking the fruits.
- The taste of Indian citrus is sour, bitter and astringent, and it is quite fibrous.

**Medicinal Uses:-**

- In traditional Indian medicine, dried and fresh fruits of the plant are used.
- All parts of the plant are used in various Ayurvedic medicine, herbal preparations, including the fruit, seed, leaves, root, bark and flowers.
- According to Ayurveda, andro fruit is sour (acidic) and sweet (madhura) in taste (rasa), with sweet (madhura), bitter (tikta) and pungent (katu) secondary tastes (virgata).
- Its qualities (guna) are light (laghu) and dry (ushna), the postdigestion effect (vipaka) is sweet (madhura) and its energy (virya) is cooling (shita).
- Commonly used in leish, rheumatism and bone pain, the high tannin content of Indian gooseberry fruit serves as a mordant for dying dyes to fabrics.
- In Ayurvedic polyherbal formulations, Indian gooseberry is a common constituent, and most notably in the primary ingredient in an ancient herbal remedy called Chawanprash.

Submitted By - Miss Bhushika Singh  
 Serial Numbers -  
 Father's Name - Mr. Chandan Kumar  
 Class - B.Sc. III<sup>rd</sup> Year Bio  
 Date -  
[https://www.wikipedia.org/wiki/Thymus\\_cordifolia](https://www.wikipedia.org/wiki/Thymus_cordifolia)

**Botanical Name:** *Thymus cordifolia* (Thunb.) Murr.  
**Common Name:** Andro  
**Family:** *Verbenaceae*

**Morphological Characters:-**

- The flowers are small, greenish-yellow, and opposite with long petioles up to 15 cm (6 in) long which are rounded and pubescent, both at the base and apex with the base one longer and twisted partially and half way around.
- Fruits aggregate in clusters of one to three. They are round, mostly drupelets on thick stalks with sub terminal style, more or less orange colored.
- Flowers are axillary, small, on separate plants and appearing when the plant is leafless, greenish-yellow in color and axillary.
- Male flowers are clustered, but female flowers are axillary, solitary. It has six sepals in two rows of three each. The outer ones are smaller than the inner.
- It has six petals which are smaller than sepals, oblong, and bicolorous.

**Medicinal Uses:-**

- Giloy is a tonic and has antiseptic, diuretic, and aphrodisiac properties.
- It is a valuable plant in material and chronic fever.
- It is also a liver tonic.
- The plant is good in general debility, loss of appetite, fever, urinary disorders, diabetes, dysmenorrhea, and dyspepsia.
- Fresh plant is more effective than dried plant.
- In Ayurveda, Giloy is known as a "Madhuranjan" which means "sweetener of sugar". It helps to enhance the production of insulin which directly controls the blood sugar levels.
- Giloy is an excellent remedy to reduce mental stress and anxiety. It calms down your brain.
- Giloy is very effective to improve eyesight when applying topically. It is usually used in Panchakarma.

Submitted By - Miss Bhushika Singh  
 Serial Numbers -  
 Father's Name - Mr. Chandan Kumar  
 Class - B.Sc. III<sup>rd</sup> Year Bio  
 Date -  
[https://www.wikipedia.org/wiki/Thymus\\_cordifolia](https://www.wikipedia.org/wiki/Thymus_cordifolia)

**Botanical Name:** *Albizia lebbek* L.  
**Common Name:** Andro  
**Family:** *Mimosaceae*

**Morphological Characters:-**

- The branches are not glabrous or finely pubescent, 10-20 cm (3.9-7.9 in) long, usually divaricate.
- The tree is small to medium in size, reaching 1-8 m (3.3-26.2 ft) in height.
- The flowers are greenish-yellow. The fruit is usually spherical, light greenish-yellow, quite smooth and hard on appearance, with six vertical stripes or furrows.
- The fruit is up to 20 cm (8 in) in diameter, and while the fruit of wild plants is large, approximately 5-8 g, cultivated fruits average 28.4 g to 56 g.
- Regarding to nature, the berries are harvested by hand after climbing or using branches breaking the fruits.
- The taste of Indian citrus is sour, bitter and astringent, and it is quite fibrous.

**Medicinal Uses:-**

- In traditional Indian medicine, dried and fresh fruits of the plant are used.
- All parts of the plant are used in various Ayurvedic medicine, herbal preparations, including the fruit, seed, leaves, root, bark and flowers.
- According to Ayurveda, andro fruit is sour (acidic) and sweet (madhura) in taste (rasa), with sweet (madhura), bitter (tikta) and pungent (katu) secondary tastes (virgata).
- Its qualities (guna) are light (laghu) and dry (ushna), the postdigestion effect (vipaka) is sweet (madhura) and its energy (virya) is cooling (shita).
- Commonly used in leish, rheumatism and bone pain, the high tannin content of Indian gooseberry fruit serves as a mordant for dying dyes to fabrics.
- In Ayurvedic polyherbal formulations, Indian gooseberry is a common constituent, and most notably in the primary ingredient in an ancient herbal remedy called Chawanprash.

Submitted By - Miss Bhushika Singh  
 Serial Numbers -  
 Father's Name - Mr. Chandan Kumar  
 Class - B.Sc. III<sup>rd</sup> Year Bio  
 Date -  
[https://www.wikipedia.org/wiki/Albizia\\_lebbek](https://www.wikipedia.org/wiki/Albizia_lebbek)

**Botanical Name:** *Thymus cordifolia* (Thunb.) Murr.  
**Common Name:** Andro  
**Family:** *Verbenaceae*

**Morphological Characters:-**

- The flowers are small, greenish-yellow, and opposite with long petioles up to 15 cm (6 in) long which are rounded and pubescent, both at the base and apex with the base one longer and twisted partially and half way around.
- Fruits aggregate in clusters of one to three. They are round, mostly drupelets on thick stalks with sub terminal style, more or less orange colored.
- Flowers are axillary, small, on separate plants and appearing when the plant is leafless, greenish-yellow in color and axillary.
- Male flowers are clustered, but female flowers are axillary, solitary. It has six sepals in two rows of three each. The outer ones are smaller than the inner.
- It has six petals which are smaller than sepals, oblong, and bicolorous.

**Medicinal Uses:-**

- Giloy is a tonic and has antiseptic, diuretic, and aphrodisiac properties.
- It is a valuable plant in material and chronic fever.
- It is also a liver tonic.
- The plant is good in general debility, loss of appetite, fever, urinary disorders, diabetes, dysmenorrhea, and dyspepsia.
- Fresh plant is more effective than dried plant.
- In Ayurveda, Giloy is known as a "Madhuranjan" which means "sweetener of sugar". It helps to enhance the production of insulin which directly controls the blood sugar levels.
- Giloy is an excellent remedy to reduce mental stress and anxiety. It calms down your brain.
- Giloy is very effective to improve eyesight when applying topically. It is usually used in Panchakarma.

Submitted By - Miss Bhushika Singh  
 Serial Numbers -  
 Father's Name - Mr. Chandan Kumar  
 Class - B.Sc. III<sup>rd</sup> Year Bio  
 Date -  
[https://www.wikipedia.org/wiki/Thymus\\_cordifolia](https://www.wikipedia.org/wiki/Thymus_cordifolia)

**Botanical Name:** *Thymus cordifolia* (Thunb.) Murr.  
**Common Name:** Andro  
**Family:** *Verbenaceae*

**Morphological Characters:-**

- The flowers are small, greenish-yellow, and opposite with long petioles up to 15 cm (6 in) long which are rounded and pubescent, both at the base and apex with the base one longer and twisted partially and half way around.
- Fruits aggregate in clusters of one to three. They are round, mostly drupelets on thick stalks with sub terminal style, more or less orange colored.
- Flowers are axillary, small, on separate plants and appearing when the plant is leafless, greenish-yellow in color and axillary.
- Male flowers are clustered, but female flowers are axillary, solitary. It has six sepals in two rows of three each. The outer ones are smaller than the inner.
- It has six petals which are smaller than sepals, oblong, and bicolorous.

**Medicinal Uses:-**

- Giloy is a tonic and has antiseptic, diuretic, and aphrodisiac properties.
- It is a valuable plant in material and chronic fever.
- It is also a liver tonic.
- The plant is good in general debility, loss of appetite, fever, urinary disorders, diabetes, dysmenorrhea, and dyspepsia.
- Fresh plant is more effective than dried plant.
- In Ayurveda, Giloy is known as a "Madhuranjan" which means "sweetener of sugar". It helps to enhance the production of insulin which directly controls the blood sugar levels.
- Giloy is an excellent remedy to reduce mental stress and anxiety. It calms down your brain.
- Giloy is very effective to improve eyesight when applying topically. It is usually used in Panchakarma.

Submitted By - Miss Bhushika Singh  
 Serial Numbers -  
 Father's Name - Mr. Chandan Kumar  
 Class - B.Sc. III<sup>rd</sup> Year Bio  
 Date -  
[https://www.wikipedia.org/wiki/Thymus\\_cordifolia](https://www.wikipedia.org/wiki/Thymus_cordifolia)

**Botanical Name:** *Albizia lebbek* L.  
**Common Name:** Andro  
**Family:** *Mimosaceae*

**Morphological Characters:-**

- The branches are not glabrous or finely pubescent, 10-20 cm (3.9-7.9 in) long, usually divaricate.
- The tree is small to medium in size, reaching 1-8 m (3.3-26.2 ft) in height.
- The flowers are greenish-yellow. The fruit is usually spherical, light greenish-yellow, quite smooth and hard on appearance, with six vertical stripes or furrows.
- The fruit is up to 20 cm (8 in) in diameter, and while the fruit of wild plants is large, approximately 5-8 g, cultivated fruits average 28.4 g to 56 g.
- Regarding to nature, the berries are harvested by hand after climbing or using branches breaking the fruits.
- The taste of Indian citrus is sour, bitter and astringent, and it is quite fibrous.

**Medicinal Uses:-**

- In traditional Indian medicine, dried and fresh fruits of the plant are used.
- All parts of the plant are used in various Ayurvedic medicine, herbal preparations, including the fruit, seed, leaves, root, bark and flowers.
- According to Ayurveda, andro fruit is sour (acidic) and sweet (madhura) in taste (rasa), with sweet (madhura), bitter (tikta) and pungent (katu) secondary tastes (virgata).
- Its qualities (guna) are light (laghu) and dry (ushna), the postdigestion effect (vipaka) is sweet (madhura) and its energy (virya) is cooling (shita).
- Commonly used in leish, rheumatism and bone pain, the high tannin content of Indian gooseberry fruit serves as a mordant for dying dyes to fabrics.
- In Ayurvedic polyherbal formulations, Indian gooseberry is a common constituent, and most notably in the primary ingredient in an ancient herbal remedy called Chawanprash.

Submitted By - Miss Bhushika Singh  
 Serial Numbers -  
 Father's Name - Mr. Chandan Kumar  
 Class - B.Sc. III<sup>rd</sup> Year Bio  
 Date -  
[https://www.wikipedia.org/wiki/Albizia\\_lebbek](https://www.wikipedia.org/wiki/Albizia_lebbek)

**Botanical Name:** *Thymus cordifolia* (Thunb.) Murr.  
**Common Name:** Andro  
**Family:** *Verbenaceae*

**Morphological Characters:-**

- The flowers are small, greenish-yellow, and opposite with long petioles up to 15 cm (6 in) long which are rounded and pubescent, both at the base and apex with the base one longer and twisted partially and half way around.
- Fruits aggregate in clusters of one to three. They are round, mostly drupelets on thick stalks with sub terminal style, more or less orange colored.
- Flowers are axillary, small, on separate plants and appearing when the plant is leafless, greenish-yellow in color and axillary.
- Male flowers are clustered, but female flowers are axillary, solitary. It has six sepals in two rows of three each. The outer ones are smaller than the inner.
- It has six petals which are smaller than sepals, oblong, and bicolorous.

**Medicinal Uses:-**

- Giloy is a tonic and has antiseptic, diuretic, and aphrodisiac properties.
- It is a valuable plant in material and chronic fever.
- It is also a liver tonic.
- The plant is good in general debility, loss of appetite, fever, urinary disorders, diabetes, dysmenorrhea, and dyspepsia.
- Fresh plant is more effective than dried plant.
- In Ayurveda, Giloy is known as a "Madhuranjan" which means "sweetener of sugar". It helps to enhance the production of insulin which directly controls the blood sugar levels.
- Giloy is an excellent remedy to reduce mental stress and anxiety. It calms down your brain.
- Giloy is very effective to improve eyesight when applying topically. It is usually used in Panchakarma.

Submitted By - Miss Bhushika Singh  
 Serial Numbers -  
 Father's Name - Mr. Chandan Kumar  
 Class - B.Sc. III<sup>rd</sup> Year Bio  
 Date -  
[https://www.wikipedia.org/wiki/Thymus\\_cordifolia](https://www.wikipedia.org/wiki/Thymus_cordifolia)





[illegible][illegible][illegible][illegible]

**Botanical Name:** *Adiantum Capillare* (L.) Desf.  
**Common Name:** *Adiantum*  
**Family:** *Selaginaceae*

**Morphological Characters:**

- The fronds are in an alternate manner (opposite on *Adiantum*), the single pinnae sometimes are slightly lateral, sometimes they are 1 below long pinnae, normally they are 2 below 1, 3 below long and 1 below short.
- Its spores are in a more, under shell giving 20-70  $\mu$ m (14-80  $\mu$ m). Sometimes fronds could nodules, they are round ones.
- It is generally obtained in the forest, in the shade, under shell of 10-15 cm long with long young fronds ones.
- The fronds are small, green and kept upright.
- The root is like a tongue root.
- Wherever it is small or medium, sometimes 20-100 cm. Height, erect, upright, branching, prostrate, with stem densely covered with the brown's scales.
- Whereas sometimes in a small shell of 1 m to the height sometimes above the average plant is covered and maintained with very short, small. One frondless leaf and one frond, the frondless leaves are absent or less in lower part of the frond.
- The roots are brownish dark color and very, sometimes they are absent or less in lower part of the frond.
- It is not a tall grass, upright, usually at the 10-17 cm (13-47 cm).

**Medicinal Uses:**

- One of the *Adiantum*'s benefits is in cancer diseases. *Adiantum* stimulates the processes to remove kidney stones, helps to cure fever, and have cancer diseases.
- Adiantum* improves over improve back diseases, kidney diseases.
- Adiantum* has been successfully proven to reduce stress and anxiety. Whereas sometimes, help reduce Cortisol also because stressors because which is vitalized by the adrenal glands in response to stress.
- Adiantum* might prove useful in arthritis diseases.
- Adiantum* is good for lowering the blood to raise and can be used in the treatment of multiple for the stroke diseases (100%).
- Adiantum* has been found to be useful in improving the muscle tone, body composition, it could strength.
- Adiantum* also after the kidney increasing urine output (100%). It helps increase bone mass and significantly helps improves quality and fertility in men.

*Adiantum*

**Submitted By:** Miss Khushi Chaudhary  
**Serial Number:-**  
**Faculty's Name:** Mr. Rajesh Chaudhary  
**Class:** B.Sc. III<sup>rd</sup> Year Microbiology  
**Page 10 of 10**  
<https://www.studycart24.com/Adiantum-antidote>

**Botanical Name** - *Lycopersicon*

**Common Name** - *Citrus*

**Family** - Rutaceae

**Morphological Characters** -

- Solid plants grow between 9 and 12 m (30 and 39 ft) tall, and have an open branching system.
- The leaves are opposite, simple elliptic ovate to elliptic, 10-15 cm (3.9-4.9 in) long, 4-6 cm (1.6-2.4 in) broad, glossy dark green. The venation is whole, 10-15 mm in diameter, and green to midgreen glaucous.
- The seeds are contained in a shape (commonly called a "loquat") 10-15 mm in diameter, containing bright red to purple and typically containing two seeds, often called cotyledon bones.
- Plant of coffee is an evergreen shrub. It is upto 9 m tall when matured.
- Leaves are opposite, dark green in colour.
- The size of leaves are 5-20 cm long, 1.5-3.5 cm broad.
- The flowers of plant are white in colour and is solitary flower.
- Fruits in ripening stage is taste and then becomes extremely black upon dryness.
- Seeds are green to yellow while ripening from the plant.

**Molecular Uses** -

- It is used to stimulate diuresis action due to presence of caffeine.
- It also have some effect due to CNS dependent drugs.
- It is used as flavoring agent or in tea, lemon, panache, candies.
- It has action on kidneys, heart and muscles.
- On snake-bite, it is used to prevent from terrible effects.
- It has soothing action on the vascular system which prevents a low rapid.
- Soothing of the inner of the body.
- Caffeine (also, analgesic, anaphrodisiac, anesthetic and antidiabetic properties).
- Caffeine is used in the first remedy for fever, gas, diarrhea, cough and headache.

(Fig 1.1)

**Synthesized By** - Miss Vamsi Mohan

**Serial Number** -

**Patent's Name** - Mr. Balu Ram Mohan

**Class** - D.Sc. III<sup>rd</sup> Year Bio

**Year** -

Image is not copyrightable © 2019, author

**Botanical Name** - *Eleusine corallipes* (Thunb.) Gaertn

**Common Name** - **Grain**

**Family** - **Monocotyledonae**

**Morphological Characters** -

- Leaves are **narrow, glaucous**, and **conspicuous** with long petioles up to 15 cm (to) long which are **coarse** and **pubescent**, both at the base and apex with the base one longer and twisted partially and half way around.
- It is a **tall, dichotomous, extensively-spreading, climbing** vine with several elongated twining branches.
- It **grows** in **moist** broad-leaved **forests** by its heart-shaped leaves, and its **erect** stems. Leaves are **lanceolate acute or ovate** entire, 10-20 cm (to) long or 3-5 cm (to) wide, **long** petioles, **erect** and **deeply** **cordate** at base, **monocotyledon**, pubescent above, which **terminates** with a **prominent** **terminal** **bract**.
- Fruits **aggregate** in **clusters** of one to **three**. They are **round** **imbricate** **drupelets** on **thick** **stalks** with **long** **terminal** **style** **long**, **white** or **orange** **coloured**.
- Flowers are **unisexual**, **small** on **separate** **plants** and **appearing** when the plant is **leafless**, **greenish** **obovate** on **silky** and **wirny** **stems**.
- Male flowers are **clustered**, but **female** flowers are **axillary** **sulphy**. It has six sepals in two series of three each. The outer ones are **smaller** than the inner.
- It has six petals which are **smaller** than sepals, **obovate**, and **monocotyledon**.

**Medicinal Uses** -

- Glycy is a **very** and **low** **stomach**, **diabetic**, and **asthmatic** properties.
- It is a **herbivore** **used** in **material** and **chronic** **fever**.
- It is also a **fever** **fever**.
- The **plant** is **used** in **general** **debility**, **loss** of **appetite**, **fevers**, **urinary** **disorders**, **diabetes**, **hemorrhoids**, and **dropsy**.
- **Fresh** **plant** is **more** **effective** than **dried** **plant**.
- In **Ayurveda**, Glycy is known as a "**Mathuradana**" which means "**destroyer** of **sugar**". It helps to **reduce** the **production** of **sucrose** which **ultimately** **converts** the **blood** **sugar** **level**.
- Glycy is an **excellent** **remedy** to **reduce** **nerve** **stress** and **anxiety**. It **calms** **down** **your** **body**.
- Glycy is **very** **effective** to **improve** **eye** **sight** when **applying** **regularly**. It is **specifically** **used** in **Pandicula**.

*Shiv*

Submitted By - **Mrs. Purni Dandekar**

**Serial Number** -

**Father's Name** - **Mr. Suresh Dandekar**

**Class** - **B.Sc. III<sup>rd</sup> Year Bio**

**Page No.** -

<https://www.biologyprojectlibrary.com/2018/08/>

**Botanical Name** – *Calceolaria speciosa* (L.) J.C. Sm.

**Common Name** – *Sandshoe*

**Family** – *Scrophulariaceae*

**Morphological Characters** –

- Leaves are simple, lanceolate, opposite, tri- or tetrapetate, petiolate, elliptic ovate to oblong, 4-10 by 2-4 cm glaucous to pubescent, base acute or cuneate, apex abruptly apiculate and lateral nerves 10-12 pairs.
- Petioles is 1.0-1.5 cm long.
- *Calceolaria speciosa* is a perennial, small herb or sub-shrub, up to 90 cm in height.
- Stem is erect, has branching with flexible long branches, purple at light green.
- Stems are endemic to Madagascar, though some *C. coccinea*, is widely naturalized around the world.
- The name *Calceolaria speciosa* from the Greek for "pure flower".
- The plant produces about 130 of these compounds, including iridoides and vicianones, drug: used to treat cancer.
- There are potential herbs with oppositely or alternate oppositely arranged leaves. Flowers are mostly solitary in the leaf axils. Each flower calyx with five long, narrow lobes and a corolla with a tubular throat and five lobes.
- *Calceolaria speciosa*, known formerly as *Pleuro speciosa*, is a small member of *Violaceae* family, more accurately called *Calceolariaceae*.



**Medicinal Use** –

- *Sandshoe* is an effective *agave* remedy for all sorts of *Agave* aggravating disorders.
- *Sandshoe* acts as a natural anti-inflammatory agent which soothes the blood pressure levels and keeps it under check. It helps fight *Agave* inflammation in high-pressure conditions.
- *Sandshoe* is a potent natural remedy to increase the functioning of the brain. The powerful antioxidants and flavonoids present in it improve the memory capacity, concentration, reflexes, focus, and alertness of an individual. *Plant* is used in cancer and diabetes, root *plant* is used in acute venous.
- *Plant* contains *hypoglycemic*, *analgesic* and *anticoagulant* activities.
- *Plant* is used in cancer and diabetes, root *plant* is used in acute venous, root decoction is used in liver, kidneys are used in rheumatoid, leaf *plant* is used in blood dysentery.
- The decoction of *Plant* is used for healing in griping pain while the leaves are useful in medicine.
- *Plant* contains *hypoglycemic*, *analgesic* and *anticoagulant* activities.



Submitted by – *Adar Vaidya* *Vaidya*

Date of Submission – \_\_\_\_\_

Lab No. / Page – *90* / *Chemistry* Page \_\_\_\_\_

Class – *AIIT* / *2022* Term III/2022 \_\_\_\_\_

Page No. \_\_\_\_\_

<http://www.vaidya.org.in/>

Botanical Name – <i>Sesuvia Portulaca</i> L.	
Common Name – Chiniqua	
Family – Gentianaceae	
<b>Morphological Characters –</b>	
<ul style="list-style-type: none"> <li>Plants of genus <i>Sesuvia</i> are sometimes considered part of this genus, sometimes as a separate genus, and sometimes as synonyms.</li> <li><i>Sesuvia</i> is a genus in the gentian family containing plants sometimes referred to as the <i>Portulaca</i>.</li> <li>Some species have very showy pink and blue flowers. Many members of this genus have medicinal and cultural purposes.</li> <li><i>Chiniqua</i> is an erect, annual, branched herb, up to 1.5 m high.</li> <li>Stem is robust and cylindrical below, usually, about 10 cm long.</li> <li>Leaves are broadly lanceolate, opposite, sessile, about 10 cm long, acute at tip, and five-nerved.</li> <li>Inflorance is a large, leafy panicle. Flowers are numerous, greenish-yellow, and fringed with purple.</li> <li>Sepals and petals are four in number.</li> <li>Each petal tube has a pair of green, honey-sucking glands.</li> <li>Capitules are minute, ovate, about 1 cm in diameter, and sharp pointed.</li> <li>Seeds are smooth and many angled.</li> </ul>	
<b>Medicinal Uses –</b>	
<ul style="list-style-type: none"> <li><i>Sesuvia</i> is used in Indian Ayurvedic Herbal System to cure Fever as in <i>Laghu tesukatha churna</i>. <i>Maha salakhata Churna</i> and in <i>Thanas tik</i> medicine.</li> <li><i>Sesuvia chinica</i> is a bitter tonic, carminative, febrile, anti-pyretic, febrifuge, anti-petechial, anti-inflammatory, antacidic, and antihelmintic.</li> <li>It is used in treating skin, skin diseases, styes, and datousis.</li> <li>It is also used against asthma and liver disorder.</li> <li>If taken with sandal wood paste, it stops internal haemorrhaging of stomach.</li> <li>It is ingredients of Ayurvedic preparation "Sudarshan Powder" Used in chronic fever.</li> <li>It is a remedy for urinary stone and also used in dysuria.</li> </ul>	
Submitted By – <u>Mahi Hameed</u> Serial Number – _____ Father's Name – Mr. Gausah Class – B.Sc. III <sup>rd</sup> Year Biology Date Ver – _____ <a href="https://ag.wikipedia.org/wiki/Sesuvia">https://ag.wikipedia.org/wiki/Sesuvia</a>	

### 1.3.3. Percentage of students undertaking field projects/ internships(current year data)

Programme Name	Name of Institute	Class	List of students undertaking project work/field work/internship
Project work (2023)	Institute of Nuclear Medicine & Allied Science Defense Research & Development Organization, Delhi	M.Sc. Microbiology	Megha Naik
Project work (2023)	CSIR- Central salt and Marine Chemical Research Institute , Bhavnagar, Gujarat Delhi	M.Sc. Microbiology	1. Roshni Chandrawanshi 2. Bhairavi Sinha 3. Jyoti Parwani
Internship (2023)	NCR Biotech Science Cluster, Faridabad, Haryana	M.Sc. Biotechnology	Namrata Kamlesh
	Ramakrishna Care Hospital, Raipur	M.Sc. Microbiology	Reshma Banchhor

Project work (2023)	Govt. E.R.R. Science College, Bilaspur,	M.Sc. Microbiology	1. Minakshi 2. Renu Sahu 3.Ritu 4. Kopal Mishra 5. Lekha 6. Nikita
	Govt, V.Y.T.P.G. Autonomous College, Durg	M.Sc. Microbiology	Bhumika Karte



Department of Botany, Bhilai Mahila Mahavidyalaya, Bhilai

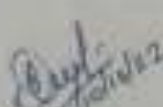
Project on


**"Medicinal plant of urban Area"**


BSc part II ( Botany)

Session 2022-2023

Sr. No.	Name	Father Name	Common Name	Allotted topic
1	Dolly Verma	Khilvan Prasad Verma	Marana, Dauna	<i>Origanum majorana</i> L.
2	Gayatri Patodi	Jaikishan Patodi	Giloy	<i>Timaspura cordifolia</i> L.
3	Jayshree	Rakhranj	Pencil cactus	<i>Euphorbia tirucalli</i> L.
4	Anjali Banthor	Upendra Kumar Banthor	Aak	<i>Calotropis procera</i> L.
5	Anjali Negi	Harendra Singh Negi	Harra	<i>Terminalia chebula</i>
6	Amrika Tamrakar	Sunil Tamrakar	Sadabahar	<i>Catharanthus roseus</i> (L.) G. Don
7	B. Sarjana	B Hema Sunder Rao	Harra	<i>Terminalia chebula</i>
8	Bhivani Bodh	Phulchand Bodh	Ashwancha	<i>Withania Somnifera</i> (L.) Dunal
9	Chanchal	Laxman	Ginger	<i>Zingiber officinale</i> , Roscoe
10	Chanchal Sahu	Chitabi Lal Sahu	Black cobra chilli	<i>Capricum annuum</i> L.
11	Deeksha Tiwari	Vijay Kumar Tiwari	Giloy	<i>Timaspura cordifolia</i>
12	Devika	Ajeet Kumar	Ajwain	<i>Trachospermum ammi</i> (L.) Sprague ex Turill
13	Divya Bhuarya	Than Singh Bhuarya	Parijat	<i>Nyctanthes arbor-tristis</i> L.

  
Dr. Deepa Chaudhary  
Project Incharge  
BMM, Bhilai

  
Dr. Pooja Patil  
HOD, Botany  
BMM, Bhilai

  
Dr. Sandhya Madan Mohan  
Principal  
BMM, Bhilai

**BHILAI MAHILA MAHAVIDYALAYA**  
**DEPARTMENT OF COMPUTER SCIENCE**  
**M.SC. IV SEMESTER (C.S.)**  
**PROJECT DETAILS 2022-23**

SUBJECT :- MAJOR PROJECT

S.No.	Name	Project Topic
1.	Novodita Kanaujiya	Tour And Travel Agency
2.	Pooja Bawnekar	Plant Nursery System
3.	Preeti Chouhan	Online Hardware Product
4.	Shristee Rai	Book Bank System

A  
PROJECT REPORT  
ON

"TOUR AND TRAVELS AGENCY"

BHILAI MAHILA MAHAVIDYALAYA, HOSPITAL SECTOR, BHILAI  
NAGAR (C.G.)

SUBMITTED PARTIAL FULLFILLMENT OF THE REQUIREMENT  
FOR THE  
AWARD OF DEGREE

MASTER OF COMPUTER SCIENCE  
FROM

HEMCHAND YADAV VISHWAVIDYALAYA, DURG (C.G.)  
YEAR 2022 -2023



GUIDED BY -

MS. SALMA MOHD. SHAFI  
HEAD, DEPT. OF COMPUTER SCIENCE  
B.M.M BHILAI

SUBMITTED BY:

NOVODITA KANAUIYA  
M.Sc. IV<sup>th</sup> Sem.  
ROLL NO - 21333897002

SUBMITTED TO

BHILAI MAHILA MAHAVIDYALAYA  
HEMCHAND YADAV VISHWAVIDYALAYA, RAIPUR NAKA, DURG (C.G.)



**BHILAI MAHILA MAHAVIDYALAYA**

HOSPITAL SECTOR, BHILAI NAGAR (C.G.) (PIN-491001)  
(AN ANGLEDRA BHILAI EDUCATION TRUST)  
(AFFILIATED TO HEMCHAND YADAV VISHWAVIDYALAYA, DURG)  
RECOGNIZED UNDER SECTION 2(F) AND 12(B) OF THE U.G. ACT 1956  
NAAC Accredited with B++ Grade

CERTIFICATE

This is to certify that project work and entitled "TOUR AND TRAVELS  
AGENCY (MAKE MY TOUR)" submitted to **BHILAI MAHILA  
MAHAVIDYALAYA** by **NOVODITA KANAUIYA** in partial fulfillment of  
the requirement related to nature and standard of the award of **MASTER OF  
COMPUTER SCIENCE** degree by, **HEMCHAND YADAV  
VISHWAVIDYALAYA, DURG (C.G.)** for the academic year 2022 and  
2023.

**MASTER OF COMPUTER SCIENCE**

**M.Sc. (IV<sup>th</sup> Semester)**

**(SESSION: 2020-2021)**

  
10/03/2023

MS. SALMA MOHD. SHAFI  
HOD OF COMPUTER SC.  
B.M.M BHILAI NAGAR (C.G.)



EXTERNAL

  
10/03/2023

DR. (MRS) SANDHYA MADAN MOHAN  
PRINCIPAL  
B.M.M BHILAI NAGAR (C.G.)



A  
PROJECT REPORT  
ON

**"PLANT NURSERY SYSTEM"**

BHILAI MAHILA MAHAVIDYALAYA HOSPITAL SECTOR BHILAI  
NAGAR (C.G.)

SUBMITTED PARTIAL FULLFILLMENT OF THE REQUIREMENT

FOR THE

AWARD OF DEGREE

MASTER OF COMPUTER SCIENCE

FROM

HEMCHAND YADAV VISHWAVIDYALAYA, DURG (C.G.)

YEAR 2022 -2023



GUIDED BY-  
MS. SALMA MOHD. SHAFI  
HOD OF COMPUTER SCIENCE  
B.M.M. BHILAI

SUBMITTED BY-  
POOJA BAWNEKAR  
M.Sc.IV<sup>th</sup> SEM.  
ROLL NO- 21333097003

SUBMITTED TO

BHILAI MAHILA MAHAVIDYALAYA

HEMCHAND YADAV VISHWAVIDYALAYA, RAIPUR NAKA, DURG (C.G.)



**BHILAI MAHILA MAHAVIDYALAYA**

HOSPITAL SECTOR, BHILAI NAGAR (C.G.) 490003  
(MANAGED BY BHILAI EDUCATION TRUST).

(AFFILIATED TO HEMCHAND YADAV VISHWAVIDYALAYA, DURG)

RECOGNIZED UNDER SECTION 2(F) AND 12(B) OF THE UGC ACT 1956)  
NAC Accredited with B++ Grade


**CERTIFICATE**

This is to certify that project entitled "BOOK BANK (BOL BOOK STORE)" has been successfully completed by **SHRISTEE RAI** under my guidance and supervision. This project has been completed towards the requirement for fulfilment of

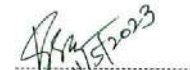
**MASTER OF COMPUTER SCIENCE**

**M.SC.(IV SEMESTER)**

**(SESSION:2022 and 2023)**

  
MS. SALMA MOHD. SHAFI  
HOD, DEPT. OF COMPUTER  
SCIENCE  
B.M.M. BHILAI

EXTERNAL EXAMINER

  
Dr. (Ms.) SANDHYA MADHAN  
MOHAN  
PRINCIPAL  
B.M.M. BHILAI NAGAR(C.G.)

A  
PROJECT REPORT  
ON  
"BOOK BANK SYSTEM"  
BHILAI MAHILA MAHAVIDYALAYA HOSPITAL SECTOR, BHILAI  
NAGAR (C.G.)  
SUBMITTED PARTIAL FULFILLMENT OF THE REQUIREMENT  
FOR THE  
AWARD OF DEGREE  
MASTER OF COMPUTER SCIENCE  
FROM  
HEMCHAND YADAV VISHWAVIDYALAYA, DURG (C.G.)  
YEAR 2022 -2023



GUIDED BY:-  
MS. SALMA MOHD. SHAFI  
HOD DEPARTMENT OF COMPUTER SCIENCE

SUBMITTED BY:-  
SHRISTEE RAI  
M.Sc. IV SEMESTER  
ROLL NO- 21333097005

SUBMITTED TO  
BHILAI MAHILA MAHAVIDYALAYA  
HEMCHAND YADAV VISHWAVIDYALAYA, RAIPUR NAKA, DURG (C.G.)



## BHILAI MAHILA MAHAVIDYALAYA

HOSPITAL SECTOR, BHILAI NAGAR (C.G.) 490003  
(MANAGED BY BHILAI EDUCATION TRUST).

(AFFILIATED TO HEMCHAND YADAV VISHWAVIDYALAYA, DURG)  
RECOGNIZED UNDER SECTION 2(F) AND 12(B) OF THE UGC ACT 1956)  
NAC Accredited with B++ Grad

### CERTIFICATE

This is to certify that project work and entitled "PLANT NURSERY (R.K.KITCHEN GARDEN)" submitted to BHILAI MAHILA MAHAVIDYALAYA by POOJA BAWNEKAR in partial fulfillment of the requirement related to nature and standard of the award of MASTER OF COMPUTER SCIENCE degree by, HEMCHAND YADAV VISHWAVIDYALAYA, DURG (C.G.) for the academic year 2022 and 2023.

MASTER OF COMPUTER SCIENCE

M.Sc. (IV<sup>TH</sup> Semester)

(SESSION: 2020-2023)

*Salma*  
10/05/2023

MS. SALMA MOHD. SHAFI  
HOD Dept of computer  
Science  
B.M.M BHILAI NAGAR (CG)

*Pooja*

EXTERNAL

*Dr. Sandhya*  
10/05/2023


Dr. (MRS) SANDHYA  
MADAN MOHAN PRINCIPAL

B.M.M. BHILAI NAGAR (C.G.)

A  
PROJECT REPORT  
ON  
**"ONLINE HARDWARE PRODUCT"**  
BHILAI MAHILA MAHAVIDYALAYA, HOSPITAL SECTOR, BHILAI  
NAGAR (C.G.)

Submitted in partial fulfilment of the requirements for the award of  
master degree

**MASTER OF COMPUTER SCIENCE**  
FROM  
HEMCHAND YADAV VISHWAVIDYALAYA, DURG(C.G.)  
YEAR: 2022-2023



**GUIDED BY:**  
MS. SALMA MOHD. SHAFI  
H.O.D.  
(DEPT. OF COMPUTER SCIENCE  
B.M.M. BHILAI NAGAR(C.G.))

**SUBMITTED BY:**  
PREETI CHOUHAN  
M.SC.: IV SEMESTER [C.Sc.]  
ROLL NO. 21333097004

**SUBMITTED TO**  
BHILAI MAHILA MAHAVIDYALAYA  
HEMCHAND YADAV VISHWAVIDYALAYA, DURG(C.G.)

 **BHILAI MAHILA MAHAVIDYALAYA**  
HOSPITAL SECTOR, BHILAI NAGAR(C.G.)-490009  
AFFILIATED TO HEMCHAND YADAV UNIVERSITY, RAIPUR(C.G.)  
RECOGNIZED UNDER SECTION 2(F)(1) & 12(B) OF THE UGC ACT 1956

**CERTIFICATE**

This is to certify that the project title **"ONLINE  
HARDWARE PRODUCT"** has been successfully  
completed by **PREETI CHOUHAN** under my guidance  
and supervision. This project has been completed towards  
the requirement for partial fulfilment of

**MASTER OF COMPUTER SCIENCE**  
**M.SC (CS) - IV**  
(SESSION: 2022-2023)

MS. SALMA MOHD. SHAFI  
H.O.D.  
(DEPT. OF COMPUTER SCIENCE)  
B.M.M. BHILAI NAGAR(C.G.)

EXTERNAL

DR. MRS. SANDHYA MARAN MOHAN  
PRINCIPAL  
B.M.M. BHILAI NAGAR(C.G.)

**PGDCA II SEMESTER**  
**PROJECT DETAILS 2022-23**

**SUBJECT :- MAJOR PROJECT**

S.No.	Name	Project Topic
1.	Anjali Mahato	Mobile Shop System
2.	Ashwini Wankhede	Library Management System
3.	Deepika Thakur	Clinic Management System
4.	Divya Choudhary	Grocery Shop System



5.	Divya Kumari	Boutique Shop System
6.	Jyoti Kaur	Ice-Cream Parlour System
7.	K.Monika	Gift Shop System
8.	Madhupriya	Coaching Mnagement System
9.	Manisha	Electronic Shop System
120.	Menka Sahu	Student Record Management System
11.	Neha Dehre	Hotel Management System
12.	Neha Ramteke	Computer Shop System
13.	Nisha Giri	Cloth management System
14.	Payal Gupta	Pharmacy Management System
15.	Peeyusha Nishad	College Management System
16.	Preeti	Girls Hostel Management System
17.	Satyam Pandey	Stationary Shop Ssystem
18.	Shubham Paikara	Hospital Mnagement Ssystem
19.	Sunita	School Management System
20.	Tomeshwari	Cable TV Management System
21.	Ugeshwari	Book Shop System
22.	Varsha Thakur	Super Market System
23.	Vijay Laxmi	Jewellery Shop System

A  
Project Report  
On  
**"MOBILE SHOP SYSTEM"**

Submitted in partial fulfillment of the requirements for the award of degree  
POST GRADUATE DIPLOMA IN COMPUTER APPLICATION

From  
**Hemchand Yadav Vishwavidyalaya (C.G.)**  
Session: 2022-23



Guided By: **Ms. KULJEET KOUR**  
LECTURER OF COMPUTER SC. DEPT.  
B.M.M., BHILAI NAGAR (C.G.)

Submitted By: **ANJALI MAHATO**  
PGCA 1<sup>ST</sup> SEM.

Ms. PRADHA KHARSEN  
LECTURER OF COMPUTER SC. DEPT.  
B.M.M., BHILAI NAGAR (C.G.)

Submitted to  
**Bhilai Mahila Mahavidyalaya**  
Hemchand Yadav University, Raipur Naka, Durg (C.G.)

  
**BHILAI MAHILA MAHAVIDYALAYA**  
HOSPITAL SECTOR, BHILAI NAGAR (C.G.) 490009  
AFFILIATED TO HEMCHAND YADAV UNIVERSITY, RAIPUR NAKA DURG (C.G.)  
RECORDED UNDER SECTION 37(1) AND 138(1) OF THE UGC ACT 1956

**CERTIFICATE**

This is to certify that the project titled "MOBILE SHOP SYSTEM" has been successfully completed by ANJALI MAHATO under my guidance and supervision. This project has been completed towards the requirement for partial fulfillment of

POST GRADUATE DIPLOMA IN COMPUTER APPLICATION  
PGCA 1<sup>ST</sup> SEMESTER  
(SESSION: 2022-2023)

Ms. KULJEET KOUR  
LECTURER OF COMPUTER SC. DEPT.  
B.M.M., BHILAI NAGAR (C.G.)

ANJALI MAHATO  
PGCA 1<sup>ST</sup> SEM.


Ms. PRADHA KHARSEN  
LECTURER OF COMPUTER SC. DEPT.  
B.M.M., BHILAI NAGAR (C.G.)

Submitted to  
**Bhilai Mahila Mahavidyalaya**  
Hemchand Yadav University, Raipur Naka, Durg (C.G.)

A  
Project Report  
On  
**"LIBRARY MANAGEMENT SYSTEM"**

Submitted in partial fulfillment of the requirements for the award of degree  
POST GRADUATE DIPLOMA IN COMPUTER APPLICATION

From  
**Hemchand Yadav Vishwavidyalaya (C.G.)**  
Session: 2022-23



Guided By: **Ms. KULJEET KOUR**  
LECTURER OF COMPUTER SC. DEPT.  
B.M.M., BHILAI NAGAR (C.G.)

Submitted By: **ASHWINI WANKHEDE**  
PGCA 1<sup>ST</sup> SEM.

Ms. PRADHA KHARSEN  
LECTURER OF COMPUTER SC. DEPT.  
B.M.M., BHILAI NAGAR (C.G.)

Submitted to  
**Bhilai Mahila Mahavidyalaya**  
Hemchand Yadav University, Raipur Naka, Durg (C.G.)

  
**BHILAI MAHILA MAHAVIDYALAYA**  
HOSPITAL SECTOR, BHILAI NAGAR (C.G.) 490009  
AFFILIATED TO HEMCHAND YADAV UNIVERSITY, RAIPUR NAKA DURG (C.G.)  
RECORDED UNDER SECTION 37(1) AND 138(1) OF THE UGC ACT 1956

**CERTIFICATE**

This is to certify that the project titled "LIBRARY MANAGEMENT SYSTEM" has been successfully completed by ASHWINI WANKHEDE under my guidance and supervision. This project has been completed towards the requirement for partial fulfillment of

POST GRADUATE DIPLOMA IN COMPUTER APPLICATION  
PGCA 1<sup>ST</sup> SEMESTER  
(SESSION: 2022-2023)

Ms. KULJEET KOUR  
LECTURER OF COMPUTER SC. DEPT.  
B.M.M., BHILAI NAGAR (C.G.)

ASHWINI WANKHEDE  
PGCA 1<sup>ST</sup> SEM.


Ms. PRADHA KHARSEN  
LECTURER OF COMPUTER SC. DEPT.  
B.M.M., BHILAI NAGAR (C.G.)

Submitted to  
**Bhilai Mahila Mahavidyalaya**  
Hemchand Yadav University, Raipur Naka, Durg (C.G.)

A  
Project Report  
On  
**"CLINIC MANAGEMENT SYSTEM"**

Submitted in partial fulfillment of the requirements for the award of degree  
POST GRADUATE DIPLOMA IN COMPUTER APPLICATION

From  
**Hemchand Yadav Vishwavidyalaya (C.G.)**  
Session: 2022-23



Guided By: **Ms. KULJEET KOUR**  
LECTURER OF COMPUTER SC. DEPT.  
B.M.M., BHILAI NAGAR (C.G.)

Submitted By: **DEEPIKA THAKUR**  
PGCA 1<sup>ST</sup> SEM.

Ms. PRADHA KHARSEN  
LECTURER OF COMPUTER SC. DEPT.  
B.M.M., BHILAI NAGAR (C.G.)

Submitted to  
**Bhilai Mahila Mahavidyalaya**  
Hemchand Yadav University, Raipur Naka, Durg (C.G.)

  
**BHILAI MAHILA MAHAVIDYALAYA**  
HOSPITAL SECTOR, BHILAI NAGAR (C.G.) 490009  
AFFILIATED TO HEMCHAND YADAV UNIVERSITY, RAIPUR NAKA DURG (C.G.)  
RECORDED UNDER SECTION 37(1) AND 138(1) OF THE UGC ACT 1956

**CERTIFICATE**

This is to certify that the project titled "CLINIC MANAGEMENT SYSTEM" has been successfully completed by DEEPIKA THAKUR under my guidance and supervision. This project has been completed towards the requirement for partial fulfillment of

POST GRADUATE DIPLOMA IN COMPUTER APPLICATION  
PGCA 1<sup>ST</sup> SEMESTER  
(SESSION: 2022-2023)

Ms. KULJEET KOUR  
LECTURER OF COMPUTER SC. DEPT.  
B.M.M., BHILAI NAGAR (C.G.)

DEEPIKA THAKUR  
PGCA 1<sup>ST</sup> SEM.

Ms. PRADHA KHARSEN  
LECTURER OF COMPUTER SC. DEPT.  
B.M.M., BHILAI NAGAR (C.G.)

Submitted to  
**Bhilai Mahila Mahavidyalaya**  
Hemchand Yadav University, Raipur Naka, Durg (C.G.)

A  
SYNOPSIS REPORT  
ON  
**GROSSARY SHOP MANAGEMENT SYSTEM**

Submitted in partial fulfillment of the requirements for the award of degree  
POST GRADUATE DIPLOMA IN COMPUTER APPLICATION

From  
**Hemchand Yadav Vishwavidyalaya, Durg (C.G.)**  
SESSION : 2022-2023



GUIDED BY: **MS. KULJEET KOUR**  
(Lecturer of C.S. DEPT.)

SUBMITTED BY: **DIVYA CHOURDHARY**  
PGCA-11 SEM

MS. PRADHA KHARSEN  
(Lecturer of C.S. DEPT.)

Submitted to  
**BHILAI MAHILA MAHAVIDYALAYA, DURG (C.G.)**  
Hemchand Yadav Vishwavidyalaya, Durg (C.G.)

  
**BHILAI MAHILA MAHAVIDYALAYA**  
HOSPITAL SEC. YOL, BHILAI NAGAR (C.G.) 490009  
AFFILIATED TO HEMCHAND YADAV UNIVERSITY, RAIPUR NAKA DURG (C.G.)  
RECORDED UNDER SECTION 37(1) AND 138(1) OF THE UGC ACT 1956

**CERTIFICATE**

This is to certify that project entitled "GROSSARY SHOP MANAGEMENT SYSTEM" has been successfully completed by DIVYA CHOURDHARY under my guidance and supervision. This project has been completed towards the requirement for fulfillment of

POST GRADUATE DIPLOMA IN COMPUTER APPLICATION  
PGCA  
SESSION : 2022-2023

MS. KULJEET KOUR  
LECTURER OF COMPUTER SC. DEPT.  
B.M.M., BHILAI NAGAR (C.G.)

DIVYA CHOURDHARY  
PGCA-11 SEM

MS. PRADHA KHARSEN  
LECTURER OF COMPUTER SC. DEPT.  
B.M.M., BHILAI NAGAR (C.G.)

Submitted to  
**Bhilai Mahila Mahavidyalaya**  
Hemchand Yadav University, Raipur Naka, Durg (C.G.)

  
**BHILAI MAHILA MAHAVIDYALAYA**  
HOSPITAL SECTOR, BHILAI NAGAR (C.G.) 490009  
AFFILIATED TO HEMCHAND YADAV UNIVERSITY, RAIPUR NAKA DURG (C.G.)  
RECORDED UNDER SECTION 37(1) AND 138(1) OF THE UGC ACT 1956

**CERTIFICATE**

This is to certify that the project titled "GIFT SHOP SYSTEM" has been successfully completed by R. MONIKA under my guidance and supervision. This project has been completed towards the requirement for partial fulfillment of




POST GRADUATE DIPLOMA IN COMPUTER APPLICATION  
PGCA 1<sup>ST</sup> SEMESTER  
(SESSION: 2022-2023)

Ms. KULJEET KOUR  
LECTURER OF COMPUTER SC. DEPT.  
B.M.M., BHILAI NAGAR (C.G.)

R. MONIKA  
PGCA 1<sup>ST</sup> SEM.

Ms. PRADHA KHARSEN  
LECTURER OF COMPUTER SC. DEPT.  
B.M.M., BHILAI NAGAR (C.G.)


Submitted to  
**Bhilai Mahila Mahavidyalaya**  
Hemchand Yadav University, Raipur Naka, Durg (C.G.)





**A**  
**Project Report**  
**On**  
**"SCHOOL MANAGEMENT SYSTEM"**

Submitted in partial fulfillment of the requirements for the award of degree  
**POST GRADUATE DIPLOMA IN COMPUTER APPLICATION**  
From  
**Hemchand Yadav Vishwavidyalaya (C.G.)**  
Session: 2022-23



Guided By: **Ms. KULJEET KROH**  
LECTURER OF COMPUTER SC. DEPT.  
B.M.M. BHILAI NAGAR (C.G.)

Submitted By: **SUNITA**  
PGDCA 1<sup>ST</sup> SEM.

Ms. PRABHA KHARSEN  
LECTURER OF COMPUTER SC. DEPT.  
B.M.M. BHILAI NAGAR (C.G.)

Submitted to  
**Bhilai Mahila Mahavidyalaya**  
Hemchand Yadav University, Raipur Naka, Durg (C.G.)

  
**BHILAI MAHILA MAHAVIDYALAYA**  
HOSPITAL SECTOR, BHILAI NAGAR (C.G.) 492009  
AFFILIATED TO HEMCHAND YADAV UNIVERSITY, RAIPUR NAKA DURG (C.G.)  
RECOGNIZED UNDER SECTION 2(F) AND 12(B) OF THE UGC ACT 1956

**CERTIFICATE**

This is to certify that the project titled "HOSPITAL MANAGEMENT SYSTEM" has been successfully completed by **SHUBHAM PAIKARA** under my guidance and supervision. This project has been completed towards the requirement for partial fulfillment of

**POST GRADUATE DIPLOMA IN COMPUTER APPLICATION**  
**PGDCA 1<sup>ST</sup> SEMESTER**  
(SESSION: 2022-2023)


 **Ms. SALMA MOHD. SHARF**  
H.O.D. OF COMPUTER SC. DEPT.  
B.M.M. BHILAI NAGAR (C.G.)

**EXTERNAL**

 **DR. SANDHYA MADAN MOHAN**  
PRINCIPAL  
B.M.M. BHILAI NAGAR (C.G.)

**A**  
**Project Report**  
**On**  
**"HOSPITAL MANAGEMENT SYSTEM"**

Submitted in partial fulfillment of the requirements for the award of degree  
**POST GRADUATE DIPLOMA IN COMPUTER APPLICATION**  
From  
**Hemchand Yadav Vishwavidyalaya (C.G.)**  
Session: 2022-23



Guided By: **Ms. KULJEET KROH**  
LECTURER OF COMPUTER SC. DEPT.  
B.M.M. BHILAI NAGAR (C.G.)


Submitted By: **SHUBHAM PAIKARA**  
PGDCA 1<sup>ST</sup> SEM.

Ms. PRABHA KHARSEN  
LECTURER OF COMPUTER SC. DEPT.  
B.M.M. BHILAI NAGAR (C.G.)

Submitted to  
**Bhilai Mahila Mahavidyalaya**  
Hemchand Yadav University, Raipur Naka, Durg (C.G.)

**A**  
**Project Report**  
**On**  
**"STATIONARY SHOP SYSTEM"**

Submitted in partial fulfillment of the requirements for the award of degree  
**POST GRADUATE DIPLOMA IN COMPUTER APPLICATION**  
From  
**Hemchand Yadav Vishwavidyalaya (C.G.)**  
Session: 2022-23



Guided By: **Ms. KULJEET KROH**  
LECTURER OF COMPUTER SC. DEPT.  
B.M.M. BHILAI NAGAR (C.G.)

Submitted By: **SATYAM PANDEY**  
PGDCA 1<sup>ST</sup> SEM.

Ms. PRABHA KHARSEN  
LECTURER OF COMPUTER SC. DEPT.  
B.M.M. BHILAI NAGAR (C.G.)

Submitted to  
**Bhilai Mahila Mahavidyalaya**  
Hemchand Yadav University, Raipur Naka, Durg (C.G.)

  
**BHILAI MAHILA MAHAVIDYALAYA**  
HOSPITAL SECTOR, BHILAI NAGAR (C.G.) 492009  
AFFILIATED TO HEMCHAND YADAV UNIVERSITY, RAIPUR NAKA DURG (C.G.)  
RECOGNIZED UNDER SECTION 2(F) AND 12(B) OF THE UGC ACT 1956

**CERTIFICATE**

This is to certify that the project titled "STATIONARY SHOP SYSTEM" has been successfully completed by **SATYAM PANDEY** under my guidance and supervision. This project has been completed towards the requirement for partial fulfillment of

**POST GRADUATE DIPLOMA IN COMPUTER APPLICATION**  
**PGDCA 1<sup>ST</sup> SEMESTER**  
(SESSION: 2022-2023)

 **Ms. SALMA MOHD. SHARF**  
H.O.D. OF COMPUTER SC. DEPT.  
B.M.M. BHILAI NAGAR (C.G.)

**EXTERNAL**

 **DR. SANDHYA MADAN MOHAN**  
PRINCIPAL  
B.M.M. BHILAI NAGAR (C.G.)

  
**BHILAI MAHILA MAHAVIDYALAYA**  
HOSPITAL SECTOR, BHILAI NAGAR (C.G.) 492009  
AFFILIATED TO HEMCHAND YADAV VISHWAVIDYALAYA, RAIPUR NAKA, DURG (C.G.)  
RECOGNIZED UNDER SECTION 2(F) AND 12(B) OF THE UGC ACT 1956

**CERTIFICATE**

This is to certify that project entitled "GIRLS HOSTEL MANAGEMENT" has been successfully completed by **PREETI NISHAD** under my guidance and supervision. This project has been completed towards the requirement for fulfillment of

**POST GRADUATE DIPLOMA OF COMPUTER APPLICATION**  
(SESSION: 2022-2023)

 **MRS. SALMA MOHD. SHARF**  
H.O.D.

**EXTERNAL**

 **DR. (MRS) SANDHYA MADAN MOHAN**  
PRINCIPAL

Dept. of computer science  
BMM BHILAI NAGAR (C.G.)

BMM BHILAI NAGAR (C.G.)

A  
SYNOPSIS REPORT  
ON

**GIRLS HOSTEL MANAGEMENT**

*Submitted in partial fulfillment of the requirements  
for the award of degree*

**Post Graduate Diploma of Computer Application**

*From*

**Hemchand Yadav Vishwavidyalaya, Durg (C.G.)**

**SESSION : 2022-2023**



**Guided By :**  
**Miss Kuljeet Kaur**  
Lecturer of Computer Sc. Deptt.  
B.M.M., Bhillai Nagar (C.G.)

**Miss Prabha Kharsan**  
Lecturer of Computer Sc. Deptt.  
B.M.M., Bhillai Nagar (C.G.)

**Submitted By :**  
**Preeti Yadav**  
PGDCA 1<sup>st</sup> Semester

*Submitted to*

**BHILAI MAHILA MAHAVIDYALAYA, DURG (C.G.)**  
**Hemchand Yadav Vishwavidyalaya, Durg (C.G.)**

  
**BHILAI MAHILA MAHAVIDYALAYA**  
HOSPITAL SECTOR, BHILAI NAGAR (C.G.) 490009  
APPLICATED TO HEMCHAND YADAV UNIVERSITY, RAIPUR NAKA DURG (C.G.)  
RECOGNIZED UNDER SECTION 2(F) AND 12(B) OF THE UGC ACT 1956

**CERTIFICATE**

This is to certify that the project titled "COLLEGE  
MANAGEMENT SYSTEM" has been successfully completed by  
PEEYUSHA NISHAD under my guidance and supervision. This  
project has been completed towards the requirement for partial  
fulfilment of

**POST GRADUATE DIPLOMA IN COMPUTER APPLICATION**  
**PGDCA 1<sup>st</sup> SEMESTER**  
**(SESSION: 2022-2023)**



**MS. SALMA MOHD. SHAI**  
H.O.D. OF COMPUTER SC. DEPT.  
B.M.M. BHILAI NAGAR (C.G.)

**EXTERNAL**



**DR. SANDHYA MADAN ARORA**  
PRINCIPAL  
B.M.M. BHILAI NAGAR (C.G.)

A  
Project Report  
On


**"COLLEGE MANAGEMENT SYSTEM"**

*Submitted in partial fulfillment of the requirements for the award of degree*

**POST GRADUATE DIPLOMA IN COMPUTER APPLICATION**

*From*

**Hemchand Yadav Vishwavidyalaya (C.G.)**  
**Session: 2022-23**



**Guided By :**  
**Ms. KULJEET KOUR**  
LECTURER OF COMPUTER SC. DEPT.  
B.M.M., BHILAI NAGAR (C.G.)

**Ms. PRABHA KHARSAN**  
LECTURER OF COMPUTER SC. DEPT.  
B.M.M., BHILAI NAGAR (C.G.)

**Submitted By:**  
**PEEYUSHA NISHAD**  
PGDCA 1<sup>st</sup> SEM.

*Submitted to*

**Bhilai Mahila Mahavidyalaya**  
**Hemchand Yadav University, Raipur Naka, Durg (C.G.)**

  
**BHILAI MAHILA MAHAVIDYALAYA**  
HOSPITAL SECTOR, BHILAI NAGAR (C.G.) 490009  
APPLICATED TO HEMCHAND YADAV UNIVERSITY, RAIPUR NAKA DURG (C.G.)  
RECOGNIZED UNDER SECTION 2(F) AND 12(B) OF THE UGC ACT 1956

**CERTIFICATE**

This is to certify that the project titled "CLOTH SHOP  
SYSTEM" has been successfully completed by NISHA GIRI  
under my guidance and supervision. This project has been  
completed towards the requirement for partial fulfilment of

**POST GRADUATE DIPLOMA IN COMPUTER APPLICATION**  
**PGDCA 1<sup>st</sup> SEMESTER**  
**(SESSION: 2022-2023)**



**MS. SALMA MOHD. SHAI**  
H.O.D. OF COMPUTER SC. DEPT.  
B.M.M. BHILAI NAGAR (C.G.)

**INTERNAL**



**DR. SANDHYA MADAN ARORA**  
PRINCIPAL  
B.M.M. BHILAI NAGAR (C.G.)

A  
Project Report  
On


**"CLOTH SHOP SYSTEM"**

*Submitted in partial fulfillment of the requirements for the award of degree*

**POST GRADUATE DIPLOMA IN COMPUTER APPLICATION**

*From*

**Hemchand Yadav Vishwavidyalaya (C.G.)**  
**Session: 2022-23**



**Guided By :**  
**Ms. KULJEET KOUR**  
LECTURER OF COMPUTER SC. DEPT.  
B.M.M., BHILAI NAGAR (C.G.)

**Ms. PRABHA KHARSAN**  
LECTURER OF COMPUTER SC. DEPT.  
B.M.M., BHILAI NAGAR (C.G.)

**Submitted By:**  
**NISHA GIRI**  
PGDCA 1<sup>st</sup> SEM.

*Submitted to*

**Bhilai Mahila Mahavidyalaya**  
**Hemchand Yadav University, Raipur Naka, Durg (C.G.)**

**BCA III YEAR**  
**PROJECT DETAILS 2022-23**

**SUBJECT :- MAJOR PROJECT**

<b>S.No.</b>	<b>Name</b>	<b>Project Topic</b>
1.	Aanchal Chandrpakshi	Electronic Shop
2.	Afia Ahsan	Bakery Management System
3.	Hanupriya Thakur	Book shop



4.	Iqra Tabassum	Marraiage Bureau
5.	Ishika Patel	Result Evaluation Management System
6.	Joyita Bhattacharya	Jewellery Management System
7.	Naila Bano	The Photo World
8.	Nazreen	Foot Wear Shop
9.	Sarika Madariya	Annapurna Clothing Store
120.	Shabina Firdous	Choudhary Medical Store
11.	Shivani Khandare	Ishan Autoworld TVS Service Center
12.	Sushma Ray	School Administration System
13.	Swati Soni	Catring Management System
14.	Vahida Khatun	Shubh Honda Car Showroom
15.	Shruti Jain	Café House
16.	Preeti Nishad	Health Clinic Management System
17.	Priyal Vinod Motghare	Restaurant Management System

**BHILAI MAHILA MAHAVIDYALAYA**  
HOSPITAL SECTOR, BHILAI NAGAR (C.G.) 490009  
(AFFILIATED TO HEMCHAND YADAV UNIVERSITY, DURG)  
RECOGNIZED UNDER SECTION 2(F) & 10(B) OF THE UGC ACT 1956

**CERTIFICATE**

This is to certify that the project entitled "Shubh Honda Car Showroom" has been successfully completed by Vahida Khanna under my guidance and supervision. This project has been completed towards the requirement for partial fulfillment of

**BACHELOR OF COMPUTER APPLICATION**  
BCA-III  
(SESSION: 2022-2023)

Guided By: Miss Prashna Khanna (Lecturer of C.S. Dept.)  
Submitted By: Vahida Khanna (Roll no. - 33300130015)

Submitted to: Bhilai Mahila Mahavidyalaya, Hemchand Yadav Vishwavidyalaya, Durg (C.G.)

**BHILAI MAHILA MAHAVIDYALAYA**  
HOSPITAL SECTOR, BHILAI NAGAR (C.G.) 490009  
(AFFILIATED TO HEMCHAND YADAV UNIVERSITY, DURG)  
RECOGNIZED UNDER SECTION 2(F) & 10(B) OF THE UGC ACT 1956

**CERTIFICATE**

This is to certify that the project entitled "CATERING MANAGEMENT SYSTEM" has been successfully completed by Ms. Sushma Ray under my guidance and supervision. This project has been completed towards the requirement for partial fulfillment of

**Bachelor of Computer Application**  
BCA Final Year  
(Session: 2022-2023)

Guided By: Miss Prashna Khanna (Lecturer of Dept. of C.S.)  
Submitted By: Sushma Ray (Roll no. - 3330130013)

Submitted to: Bhilai Mahila Mahavidyalaya, Hemchand Yadav Vishwavidyalaya, Durg (C.G.)

**BHILAI MAHILA MAHAVIDYALAYA**  
HOSPITAL SECTOR, BHILAI NAGAR (C.G.) 490009  
(AFFILIATED TO HEMCHAND YADAV UNIVERSITY, DURG)  
RECOGNIZED UNDER SECTION 2(F) & 10(B) OF THE UGC ACT 1956

**CERTIFICATE**

This is to certify that the project titled "SCHOOL ADMINISTRATION SYSTEM" has been successfully completed by Ms. Sushma Ray under my guidance and supervision. This project has been completed towards the requirement for partial fulfillment of

**Bachelor of Computer Application**  
BCA Final Year  
(Session: 2022-2023)

Guided By: Miss Prashna Khanna (Lecturer of Dept. of C.S.)  
Submitted By: Sushma Ray (Roll no. - 3330130013)

Submitted to: Bhilai Mahila Mahavidyalaya, Hemchand Yadav Vishwavidyalaya, Durg (C.G.)

**BHILAI MAHILA MAHAVIDYALAYA**  
HOSPITAL SECTOR, BHILAI NAGAR (C.G.) 490009  
(AFFILIATED TO HEMCHAND YADAV UNIVERSITY, DURG)  
RECOGNIZED UNDER SECTION 2(F) & 10(B) OF THE UGC ACT 1956

**CERTIFICATE**

This is to certify that the project titled "SCHOOL ADMINISTRATION SYSTEM" has been successfully completed by Ms. Sushma Ray under my guidance and supervision. This project has been completed towards the requirement for partial fulfillment of

**Bachelor of Computer Application**  
BCA Final Year  
(Session: 2022-2023)

Guided By: Miss Prashna Khanna (Lecturer of Dept. of C.S.)  
Submitted By: Sushma Ray (Roll no. - 3330130013)

Submitted to: Bhilai Mahila Mahavidyalaya, Hemchand Yadav Vishwavidyalaya, Durg (C.G.)

**BHILAI MAHILA MAHAVIDYALAYA**  
HOSPITAL SECTOR, BHILAI NAGAR (C.G.) 490009  
(AFFILIATED TO HEMCHAND YADAV UNIVERSITY, DURG)  
RECOGNIZED UNDER SECTION 2(F) & 10(B) OF THE UGC ACT 1956

**CERTIFICATE**

This is to certify that the project titled "SCHOOL ADMINISTRATION SYSTEM" has been successfully completed by Ms. Sushma Ray under my guidance and supervision. This project has been completed towards the requirement for partial fulfillment of

**Bachelor of Computer Application**  
BCA Final Year  
(Session: 2022-2023)

Guided By: Miss Prashna Khanna (Lecturer of Dept. of C.S.)  
Submitted By: Sushma Ray (Roll no. - 3330130013)

Submitted to: Bhilai Mahila Mahavidyalaya, Hemchand Yadav Vishwavidyalaya, Durg (C.G.)

**BHILAI MAHILA MAHAVIDYALAYA**  
HOSPITAL SECTOR, BHILAI NAGAR (C.G.) 490009  
(AFFILIATED TO HEMCHAND YADAV UNIVERSITY, DURG)  
RECOGNIZED UNDER SECTION 2(F) & 10(B) OF THE UGC ACT 1956

**CERTIFICATE**

This is to certify that the project titled "SCHOOL ADMINISTRATION SYSTEM" has been successfully completed by Ms. Sushma Ray under my guidance and supervision. This project has been completed towards the requirement for partial fulfillment of

**Bachelor of Computer Application**  
BCA Final Year  
(Session: 2022-2023)

Guided By: Miss Prashna Khanna (Lecturer of Dept. of C.S.)  
Submitted By: Sushma Ray (Roll no. - 3330130013)

Submitted to: Bhilai Mahila Mahavidyalaya, Hemchand Yadav Vishwavidyalaya, Durg (C.G.)

**BHILAI MAHILA MAHAVIDYALAYA**  
HOSPITAL SECTOR, BHILAI NAGAR (C.G.) 490009  
(AFFILIATED TO HEMCHAND YADAV UNIVERSITY, DURG)  
RECOGNIZED UNDER SECTION 2(F) & 10(B) OF THE UGC ACT 1956

**CERTIFICATE**

This is to certify that the project titled "SCHOOL ADMINISTRATION SYSTEM" has been successfully completed by Ms. Sushma Ray under my guidance and supervision. This project has been completed towards the requirement for partial fulfillment of

**Bachelor of Computer Application**  
BCA Final Year  
(Session: 2022-2023)

Guided By: Miss Prashna Khanna (Lecturer of Dept. of C.S.)  
Submitted By: Sushma Ray (Roll no. - 3330130013)

Submitted to: Bhilai Mahila Mahavidyalaya, Hemchand Yadav Vishwavidyalaya, Durg (C.G.)

**BHILAI MAHILA MAHAVIDYALAYA**  
HOSPITAL SECTOR, BHILAI NAGAR (C.G.) 490009  
(AFFILIATED TO HEMCHAND YADAV UNIVERSITY, DURG)  
RECOGNIZED UNDER SECTION 2(F) & 10(B) OF THE UGC ACT 1956

**CERTIFICATE**

This is to certify that the project titled "SCHOOL ADMINISTRATION SYSTEM" has been successfully completed by Ms. Sushma Ray under my guidance and supervision. This project has been completed towards the requirement for partial fulfillment of

**Bachelor of Computer Application**  
BCA Final Year  
(Session: 2022-2023)

Guided By: Miss Prashna Khanna (Lecturer of Dept. of C.S.)  
Submitted By: Sushma Ray (Roll no. - 3330130013)

Submitted to: Bhilai Mahila Mahavidyalaya, Hemchand Yadav Vishwavidyalaya, Durg (C.G.)

**BHILAI MAHILA MAHAVIDYALAYA**  
HOSPITAL SECTOR, BHILAI NAGAR (C.G.) 490009  
(AFFILIATED TO HEMCHAND YADAV UNIVERSITY, DURG)  
RECOGNIZED UNDER SECTION 2(F) & 10(B) OF THE UGC ACT 1956

**CERTIFICATE**


This is to certify that the project titled "SCHOOL ADMINISTRATION SYSTEM" has been successfully completed by Ms. Sushma Ray under my guidance and supervision. This project has been completed towards the requirement for partial fulfillment of

**Bachelor of Computer Application**  
BCA Final Year  
(Session: 2022-2023)

Guided By: Miss Prashna Khanna (Lecturer of Dept. of C.S.)  
Submitted By: Sushma Ray (Roll no. - 3330130013)

Submitted to: Bhilai Mahila Mahavidyalaya, Hemchand Yadav Vishwavidyalaya, Durg (C.G.)

A  
Project Report  
On  
**TVS**  
**Ishan Autoworld Tvs Service center**  
Submitted in partial fulfillment of the requirements for the award of degree  
**BACHELOR OF COMPUTER APPLICATION**  
From  
Hemchand Yadav Vishwavidyalaya, Durg (C.G.)  
Session: 2022-23



Guided By:  
MS. KULJEET KOUR  
MS. PRABHA KHARSAN  
(Lecturer: BMM)

Submitted By:  
SHIVANI KHANDARE  
BCA Final Year  
Roll no. 33330130012

Submitted to  
Bhilai Mahila Mahavidyalaya  
Hemchand Yadav Vishwavidyalaya, Durg (C.G.)

  
**BHILAI MAHILA MAHAVIDYALAYA**  
HOSPITAL SECTOR, BHILAI NAGAR (C.G.) 490009  
AFFILIATED TO HEMCHAND YADAV UNIVERSITY, RAIPUR (C.G.)  
RECOGNIZED UNDER SECTION 2(F) & 12(B) OF THE UGC ACT 1956


**CERTIFICATE**

This is to certify that the project entitled "CHOUDHRY MEDICAL STORE" has been successfully completed by SHABINA FIRDOUS under my guidance and supervision. This project has been completed towards the requirement for partial fulfillment of

**BACHELOR OF COMPUTER APPLICATION**  
BCA-III  
(SESSION: 2022-2023)

   
Ms. Salma Mohd. Shaif External Dr. (Mrs.) Sandhya Madhu Mehar  
(Dept. of computer science) Principal  
B.M.M. Bhilai Nagar (C.G.)

A  
PROJECT REPORT  
ON  
**CHOUDHARY MEDICAL STORE**  
Submitted in partial fulfillment of the requirements for the award of degree  
**Bachelor Of Computer Application**  
From  
Hemchand Yadav Vishwavidyalaya, Durg, (C.G.)  
Year 2022-23



Guided By: Submitted By:  
MS. PRABHA KHARSAN SHABINA FIRDOUS  
MS. KULJEET KOUR BCA III  
(Lecturer: BMM) Roll no. 33330130011

Submitted to  
Bhilai Mahila Mahavidyalaya  
Hemchand Yadav Vishwavidyalaya, Durg

  
**BHILAI MAHILA MAHAVIDYALAYA**  
HOSPITAL SECTOR, BHILAI NAGAR (C.G.) 490009  
AFFILIATED TO HEMCHAND YADAV UNIVERSITY, RAIPUR (C.G.)  
RECOGNIZED UNDER SECTION 2(F) & 12(B) OF THE UGC ACT 1956


**CERTIFICATE**

This is to certify that the project title "Marriage Bureau" has been successfully completed by Ms. Iqra Tabassum under my guidance and supervision. This project has been completed towards the requirement for partial fulfillment of

**BACHELOR OF COMPUTER APPLICATION**  
BCA-III  
(SESSION: 2022-2023)

   
(Ms.) Salma Mohd. Shaif External Dr. (Mrs.) Sandhya Madhu Mehar  
HOB, DEPT. C.S. Principal, Bhilai Mahila  
Mahavidyalaya, Bhilai Nagar (C.G.)

A  
SYNOPSIS REPORT  
ON  
**MARRIAGE BUREAU**  
SUBMITTED IN PARTIAL FULFILLMENT OF THE REQUIREMENTS FOR THE AWARD OF DEGREE  
**BACHELOR OF COMPUTER APPLICATION**  
FROM  
**HEMCHAND YADAV VISHWAVIDYALAYA, DURG (C.G.)**  
YEAR: 2022-2023



GUIDED BY: SUBMITTED BY:  
MS. PRABHA KHARSAN MS. IKBRAHIM TASSIUM  
MS. KULJEET KOUR DCA 3RD YEAR  
(LECTURER OF COMPUTER SCIENCE DEPT.) ROLL NO. 33330140003

SUBMITTED TO:  
BHILAI MAHILA MAHAVIDYALAYA, HOSPITAL SECTOR, BHILAI NAGAR  
(C.G.)  
HEMCHAND YADAV VISHWAVIDYALAYA, DURG (C.G.)

  
**BHILAI MAHILA MAHAVIDYALAYA**  
HOSPITAL SECTOR, BHILAI NAGAR (C.G.) 490009  
AFFILIATED TO HEMCHAND YADAV UNIVERSITY, RAIPUR (C.G.)  
RECOGNIZED UNDER SECTION 2(F) & 12(B) OF THE UGC ACT 1956


**CERTIFICATE**

This is to certify that the project entitled "RESULT EVALUATION SYSTEM" has been successfully completed by Ms. Ishika Patel under my guidance and supervision. This project has been completed towards the requirement for partial fulfillment of

**Bachelor of Computer Application,**  
BCA Final Year,  
(Session: 2022-2023)

   
Ms. Salma Mohd. Shaif External Dr. (Mrs.) Sandhya Madhu Mehar  
H.O.D. Principal  
Department of Computer Science Bhilai Mahila Mahavidyalaya,  
BMM Bhilai Nagar (C.G.) BMM Bhilai Nagar (C.G.)

A  
Project Report  
On  
**RESULT EVALUATION SYSTEM**  
Submitted in partial fulfillment of the requirements for the award of degree  
**BACHELOR OF COMPUTER APPLICATION**  
BCA-III  
for  
Session: 2022-2023



Guided By: Submitted By:  
Ms. Prabha Kharsan, Ms. Ishika Patel  
Ms. Kuljeet Kour BCA Final year  
Lecturer (C.S.) Roll No:- 33330130005  
B.M.M., Bhilai Nagar



Submitted to  
Bhilai Mahila Mahavidyalaya  
Hemchand Yadav Vishwavidyalaya, Durg

  
**BHILAI MAHILA MAHAVIDYALAYA**  
HOSPITAL SECTOR, BHILAI NAGAR (C.G.) 490009  
(MANAGED BY BHILAI EDUCATION TRUST)  
(AFFILIATED TO HEMCHAND YADAV UNIVERSITY, RAIPUR, C.G.)  
RECOGNIZED UNDER SECTION 2(F) AND 12(B) OF THE UGC ACT 1956  
NAAC Accredited with B Grade


**CERTIFICATE**

This is to certify that project entitled "BOOK SHOP" has been successfully completed by HANUPRIYA THAKUR under my guidance and supervision. This project has been completed towards the requirement for fulfillment of

**BACHELOR OF COMPUTER APPLICATION**  
FINAL YEAR  
(SESSION: 2022-2023)

   
MS. SALMA MOHD. SHAIFF External Dr. (Mrs.) Sandhya Madhu Mehar  
DEPT. OF COMPUTER SCIENCE Principal  
B.M.M. BHILAI NAGAR (C.G.)

A  
PROJECT REPORT  
ON  
**BOOK SHOP**  
Submitted in partial fulfillment of the requirement for the award of degree  
**BACHELOR OF COMPUTER APPLICATION**  
FROM  
**HEMCHAND YADAV VISHWAVIDYALAYA, DURG (C.G.)**  
SESSION: 2022-23



GUIDED BY:- SUBMITTED BY:-  
MS. PRABHA KHARSAN HANUPRIYA THAKUR  
(LECTURER OF CS DEPT.) BCA FINAL YEAR  
MS. KULJEET KOUR ROLL NO:- 33330130003  
(LECTURER OF CS DEPT.)

SUBMITTED TO  
BHILAI MAHILA MAHAVIDYALAYA, SEC-09, BHILAI NAGAR (C.G.)  
HEMCHAND YADAV VISHWAVIDYALAYA, DURG (C.G.)



**BHILAI MAHILA MAHAVIDYALAYA**  
HOSPITAL SECTION, BHILAI NAGAR (C.G.) 491007  
AFFILIATED TO HEMCHAND YADAV UNIVERSITY, RAIPUR (C.G.)  
RECOGNIZED UNDER SECTION 2(F) & 12(B) OF THE UGC ACT 1956

**CERTIFICATE**

This is to certify that the project title "BAKERY MANAGEMENT SYSTEM" has been successfully completed by AIFA AHSAN under my guidance and supervision. This project has been completed towards the requirement for partial fulfillment of


**BACHELOR OF COMPUTER APPLICATION**  
**BCA-III**  
(SESSION: 2022-23)

MR. SALUJA MOHAN SHAKTI  
HOD  
DEPARTMENT OF COMPUTER SCIENCE  
BMM, BHILAI NAGAR, (C.G.)

EXTERNAL:  
DR. SANDHYA MADAN MOHAN  
(PRINCIPAL)  
BMM, BHILAI NAGAR, (C.G.)

**A**  
Project Report  
On  
**BAKERY MANAGEMENT SYSTEM**  
Submitted in partial fulfillment of the requirements for the award of degree  
**BACHELORS OF COMPUTER APPLICATION**  
**BCA-III**  
For  
Session: 2022-23



Guided By:  
MR. PRABHA KHARSEN  
A  
MR. KULJEET KOUR

Submitted By:  
Aifa Ahsan  
BCA FINAL YEAR  
ROLL NO. 3330130002

Submitted to  
**Bhilai Mahila Mahavidyalaya**  
Hemchand Yadav University, Raipur Naka, Durg (C.G.)

**BHILAI MAHILA MAHAVIDYALAYA**  
HOSPITAL SECTION, BHILAI NAGAR (C.G.) 491007  
AFFILIATED TO HEMCHAND YADAV UNIVERSITY, RAIPUR (C.G.)  
RECOGNIZED UNDER SECTION 2(F) & 12(B) OF THE UGC ACT 1956

**CERTIFICATE**

This is to certify that the project title "ELECTRONIC SHOP" has been successfully completed by Ms. Anchal Chandrapani under my guidance and supervision. This project has been completed towards the requirement for partial fulfillment of

**BACHELOR OF COMPUTER APPLICATION**  
**BCA-III**  
(SESSION: 2022-2023)

MR. SALUJA MOHAN SHAKTI  
HOD  
Department of Computer Science  
BMM, Bhilai Nagar (C.G.)

EXTERNAL:  
DR. SANDHYA MADAN MOHAN  
(PRINCIPAL)  
Bhilai Mahila Mahavidyalaya,  
Bhilai Nagar (C.G.)

**A**  
Project Report  
On  
**ELECTRONIC SHOP**  
Submitted in partial fulfillment of the requirements for the award of degree  
**BACHELOR OF COMPUTER APPLICATION**  
**BCA-III**  
from  
Session: 2022-23



Guided By:  
Miss. Prabha Kharsan  
(Lecturer of C.S. Dept.)  
Miss. Kuljeet Kour  
(Lecturer of C.S. Dept.)

Submitted By:  
Ms. Anchal Chandrapani  
BCA Final Year  
Roll No.-3330130001

Submitted to  
**Bhilai Mahila Mahavidyalaya**  
Hemchand Yadav Vishwavidyalaya, Durg